


1965
31 COLUMN STOCK
SERIES 3
1965

Goal Throwing Records



" A "

| MELB. UNIVERSITY | APRIL | | MAY | | JUNE | | | JULY | | | AUGUST | | SEPT. | | TOTAL | | | | | | |
|------------------|-------|----|-----|----|------|---|----|------|----|---|--------|----|-------|----|-------|---|----|----|----|---|----|
| | 24 | 18 | 15 | 22 | 29 | 5 | 12 | 19 | 26 | 3 | 10 | 17 | 24 | 31 | | 7 | 14 | 21 | 28 | 4 | 11 |
| ROSS, G. | 9 | | 3 | 2 | 2 | 4 | 7 | 7 | 1 | 3 | 1 | 5 | 3 | | 3 | 2 | | | | | 52 |
| STEWART, J | 6 | B | 3 | | 1 | 4 | 4 | B | 3 | | | 2 | 4 | 4 | 4 | | | | | | 40 |
| PARKER, H | 3 | 4 | 1 | 3 | 2 | | 1 | 1 | 1 | 3 | 2 | 5 | 2 | 2 | | | | | | | 31 |
| FERRIS, J | 3 | E | 3 | 1 | | 1 | 1 | 3 | 6 | 5 | | 1 | 1 | | | | | | | | 24 |
| STEWART, F | 2 | | 3 | 3 | 2 | | 3 | 2 | 3 | | 3 | 1 | 6 | 1 | | | | | | | 36 |
| COX, D | | 4 | | | | | | | | 1 | | | 1 | | | | | | | | 6 |
| PARKER, R | | | | | 1 | | | | | | | | 1 | | | | | | | | 2 |
| ANDERSON, R | | | | | | | 1 | 1 | | | | | 1 | | | | | | | | 3 |
| HOLMES, L | | | | | | | 1 | 1 | 1 | | | | | | | | | | | | 3 |
| FOX, D | | | | | | | 1 | | 2 | 1 | | | | | | | | | | | 4 |
| HILL, A | | | | | | | | | 1 | | | | | | | | | | | | 1 |

| SURREY PARK | APRIL | | MAY | | JUNE | | | JULY | | | AUGUST | | SEPT. | | TOTAL | | | | | | |
|------------------|-------|----|-----|----|------|---|----|------|----|---|--------|----|-------|----|-------|---|----|----|----|---|----|
| | 24 | 18 | 15 | 22 | 29 | 5 | 12 | 19 | 26 | 3 | 10 | 17 | 24 | 31 | | 7 | 14 | 21 | 28 | 4 | 11 |
| SPREADBOROUGH, D | 3 | B | 1 | 2 | | 1 | 2 | 2 | | | | 2 | 1 | | | | | | | | 16 |
| GREEN, R. | 2 | 1 | | | 1 | 3 | 3 | | | | | | | | | | | | | | 10 |
| OGLE, W | 2 | 1 | | | | | | | 1 | | | 2 | | | | | | | | | 6 |
| BARNES, ROBT. | 2 | R | 1 | 2 | | | 2 | 3 | 1 | | | | | | | | | | | | 11 |
| LEE, T. | 1 | 1 | | 1 | 6 | | 1 | 2 | 1 | | | | | | | | | | | | 13 |
| MOORE, B | | 1 | 3 | 3 | 4 | 5 | 3 | 7 | 2 | 5 | 4 | 3 | 2 | 3 | | | | | | | 39 |
| SPREADBOROUGH, S | | | 3 | 1 | 3 | 2 | 1 | 2 | 1 | 1 | 1 | | | | | | | | | | 15 |
| GIBSON, R | | | | 1 | | | | | | | | 1 | | | | | | | | | 2 |
| DENTON, D | | | | 1 | | | | | | | | | | | | | | | | | 1 |
| CREEKMAN, B | | | | | 1 | | | | | | | | | | | | | | | | 2 |
| MASON, J | | | | | 1 | | | | 1 | | | | | | | | | | | | 2 |
| GILBERT, N | | | | | | 1 | | 1 | 2 | 1 | | | | | | | | | | | 5 |
| NOHL, J | | | | | | | | | | 1 | | | | | | | | | | | 1 |
| BARNES, ROG. | | | | | | | | | | | | | 2 | | | | | | | | 2 |

SECTION

| WILLIAMSTOWN | APRIL | | MAY | | JUNE | | | JULY | | | AUG. | | SEPT. | | TOTAL | | | | | | |
|-----------------|-------|----|-----|----|------|----|----|------|----|---|------|----|-------|----|-------|---|----|----|----|---|----|
| | 24 | 18 | 15 | 22 | 29 | 5 | 12 | 19 | 26 | 3 | 10 | 17 | 24 | 31 | | 7 | 14 | 21 | 28 | 4 | 11 |
| MORRIS, J. | 9 | H | 4 | | 2 | 3 | 7 | 1 | 7 | | 1 | 1 | 4 | 1 | | | | | | | 45 |
| ROLLEY, A | 8 | H | 3 | 9 | 4 | 10 | 7 | 10 | 2 | 6 | | 7 | 6 | 4 | 4 | 5 | 4 | 6 | | | 99 |
| NIXON, L. | 7 | 1 | 3 | | 1 | 4 | 3 | 2 | 2 | 3 | | 2 | 4 | 2 | 1 | 1 | | | | | 42 |
| CORDELL, R | 4 | H | 3 | 2 | | | | 4 | 3 | 2 | | 4 | 5 | 2 | 1 | 1 | 2 | 1 | | | 39 |
| TOOMEY, R | 4 | | | | | | | | | | | | | | | | | | | | 4 |
| ORR, M | 2 | 2 | 3 | 1 | 2 | 3 | | | | 2 | | 2 | 1 | 3 | | | | | | | 23 |
| CHRON, A | 1 | 2 | | 2 | 1 | 1 | 1 | 3 | | 2 | | 1 | 1 | | 1 | 5 | | 1 | | | 19 |
| REID, R | 1 | | | | 1 | 1 | | | | | | | | | | | | | | | 4 |
| ALLAN, R | 1 | 2 | | | | 3 | | 1 | 1 | | | 1 | 1 | 1 | 2 | | | | | | 13 |
| TOOMEY, E | | 6 | 1 | 3 | | | 9 | 7 | 6 | 8 | | 6 | 3 | 8 | 7 | 5 | 1 | 9 | 6 | | 85 |
| O'KEEFE, J | | 1 | 1 | 1 | | | 2 | 2 | | | | 1 | 1 | | | | | | | | 9 |
| BOLLETT, P | | | 2 | | 1 | 5 | | 1 | 2 | 1 | | 1 | 2 | 4 | | 1 | 2 | | | | 22 |
| CREWES, M | | | | | 1 | | | | | | | 1 | | | | | | | | | 2 |
| ROBERTS, G | | | | | | | | | 1 | | | | | | | | | | | | 1 |
| SPEAKMAN ROBERT | | | | | | | | | | | | 1 | | | | | | | | | 1 |
| SEAL | | | | | | | | | | | | 4 | | | | | | | | | 4 |
| PEARSON, P | | | | | | | | | | | | | 1 | | | | | | | | 1 |
| HILIN | | | | | | | | | | | | | | | | 1 | 1 | 1 | | | 3 |

"B"

| | APRIL | | MAY | | JUNE | | | | | | | | | | TOTAL | | | | |
|-----------------|-------|----|-----|----|------|---|----|----|----|---|----|----|----|----|-------|---|----|----|----|
| | 24 | 18 | 15 | 22 | 29 | 5 | 12 | 19 | 26 | 3 | 10 | 17 | 24 | 31 | | 7 | 14 | 21 | 28 |
| CAULFIELD | | | | | | | | | | | | | | | | | | | |
| Gunn, J. | | 2 | | 1 | 7 | 5 | | 1 | | 3 | 3 | 1 | R | R | | | | | 23 |
| Wold, T | | 1 | | | 2 | | 1 | | | | | | R | R | | | | | 4 |
| FORSTER, B | | 1 | | | 2 | 1 | | 1 | 3 | 1 | 3 | | D | D | 1 | | | | 13 |
| PONTON, R | | 1 | | 2 | 1 | | | | | 2 | | | V | V | | | | | 6 |
| CHAPPELL, | | | 1 | 2 | 1 | | | | 2 | 1 | | | D | D | | | | | 7 |
| THOMAS, R | | | 2 | 2 | 1 | 1 | | | | | | | W | W | | | | | 6 |
| TRINOR, M | | | | | 1 | | | | | | | | L | L | | | | | 1 |
| CARR, H | | | | | 2 | 1 | | | | 1 | | | L | L | | | | | 4 |
| TRINOR, F | | | | | | | | 2 | 4 | 2 | | | V | V | | | | | 8 |
| HEGIN BOTHAM, R | | | | | | | | | 1 | 1 | 2 | | R | R | | | | | 4 |
| CAMPBELL, T | | | | | | | | | 1 | | | | R | R | | | | | 1 |
| GILES, J | | | | | | | | | | | | | | | 1 | | | | 1 |
| GANDY, A | | | | | | | | | | | | | | | | | | 2 | 2 |
| SUB | | | | 1 | | | | | | | | | | | | | | | 1 |
| HIT IN | | | | | | 1 | | | | | | | | | | | | | 1 |
| CORBURG | | | | | | | | | | | | | | | | | | | |
| Lincoln, B | 9 | 11 | 9 | | 4 | 7 | 7 | 5 | 10 | 4 | 3 | 7 | 5 | 11 | 4 | 2 | | | 92 |
| MORGAN, D | 3 | 1 | 1 | | | 1 | 4 | 2 | 2 | 2 | 1 | 2 | 2 | 2 | 2 | 2 | | | 27 |
| DELANEY, L | 5 | 10 | 11 | | 4 | 1 | 4 | 5 | 10 | 5 | 3 | 1 | 6 | 4 | 6 | 8 | 4 | | 87 |
| BAR-KEMP, R | | 5 | 4 | | | 2 | 2 | 2 | 8 | | 1 | 3 | | 2 | | | | | 29 |
| DON, K | | 2 | 1 | | | | | | | | | | | | | | | | 3 |
| CHOVAH, P | | 2 | | | | | | | | 1 | 3 | | | 2 | 1 | | | | 9 |
| WORCESTER, B | | | 4 | | 1 | | 1 | 1 | | | | | | | 1 | | | | 8 |
| REID, G | | | 1 | | | 2 | | 5 | | | | | | | | | | | 3 |
| JESSE, P | | | 1 | | | | 1 | | | | | | | | | | | | 2 |
| WORCESTER, F | | | 2 | | | | | | | | | | | | | | | | 2 |
| WHITE, T | | | | | | 1 | 6 | 2 | 3 | 2 | 2 | 1 | 3 | | 3 | | | | 23 |
| ROBSON, R | | | | | | 1 | 1 | 1 | | 1 | | 1 | | 1 | 1 | | | | 7 |
| BENSON, | | | | | | | | | | | | 1 | | | | | | | 1 |

HIT IN

1

1

SECTION

| | APRIL | | MAY | | JUNE | | | | | | | | | | TOTAL | | | | |
|--------------|-------|----|-----|----|------|---|----|----|----|---|----|----|----|----|-------|---|----|----|----|
| | 24 | 18 | 15 | 22 | 29 | 5 | 12 | 19 | 26 | 3 | 10 | 17 | 24 | 31 | | 7 | 14 | 21 | 28 |
| MALVERN | | | | | | | | | | | | | | | | | | | |
| EDWARDS, B | 4 | 4 | | | | | | 1 | | | | | | 2 | | | | | 11 |
| BRACK, A | 4 | 1 | 1 | 2 | B | 1 | 2 | 1 | 1 | | | | 1 | 2 | 3 | | 1 | | 20 |
| BELL, B | 4 | 2 | 1 | 7 | Y | | | | | | | | | 2 | 3 | 1 | | 1 | 22 |
| TATE, G | 4 | | | | | | | | | | | | | | | | | | 4 |
| CHUNG, D | 3 | 3 | 1 | R | 3 | 2 | 2 | 2 | 4 | 2 | | | 2 | 4 | 3 | 1 | | 2 | 34 |
| ADDISON, J | 1 | 1 | 1 | | | | | | | | | | | | | | | | 3 |
| MARIN, J | | 4 | 2 | 3 | 3 | 7 | | 10 | 3 | | | | 7 | | | | | | 49 |
| VINCE, D | | 3 | | | 2 | 1 | 2 | 1 | 2 | | | | 3 | 2 | 2 | 2 | | 1 | 26 |
| ALLINGTON, R | | 2 | 5 | 5 | 1 | 2 | | 1 | 3 | | | 1 | 2 | 4 | 3 | 4 | | 1 | 35 |
| ADDISON, M | | 2 | | | | | | | | | | | | | | | | | 2 |
| STAPP, P | | | | 7 | 2 | 3 | | 1 | 2 | | | | 3 | 2 | 5 | 6 | 6 | | 46 |
| CAMPBELL, T | | | | | 6 | 3 | 4 | 5 | 1 | 7 | | | 5 | 2 | 5 | | | 2 | 40 |
| DATSON, R | | | | | 1 | 2 | | | | | | | 2 | 2 | | | | 1 | 8 |
| KEELY, G | | | | | | | | 3 | | | | | 3 | | | | | | 6 |
| JOHNSON, R | | | | | | | | | | 2 | | | 4 | 1 | | | | 9 | 14 |
| M.C.C. | | | | | | | | | | 2 | | | | | | | | | 2 |
| BULLOCK, R | 3 | 1 | 2 | | 2 | | 1 | | | | | | | | | | | | 9 |
| HALL, W | 2 | | | 2 | | | | | | | | | | | | | | | 4 |
| BRICKWELL, A | 1 | 1 | | | 1 | | 1 | | | | | 1 | | N | | | | | 5 |
| BADGER, T | | 2 | 5 | 3 | | | 4 | | 2 | | | 1 | 1 | 1 | | | | | 19 |
| O'CONNOR, B | | | | 1 | 3 | 1 | | 2 | | | | | L | | | | | | 7 |
| COLLINS, W | | | | 2 | | 2 | | 1 | 1 | | | 1 | | 2 | | | | | 9 |
| HILL, W | | | | | | | | 1 | | | | | | | | | | | 1 |
| HARRIGAN, D | | | | | | | | | 1 | | | | | | | | | | 1 |
| RODGERS, | | | | | | | | | | 1 | | | | | | | | | 1 |
| SUB | | 2 | | | | | | 1 | | 1 | | | | | | | | | 4 |

SUB

2

1

1

4

"B"

| MELB. UNIVERSITY | 24 | 18 | 15 | 22 | 29 | 5 | 12 | 19 | 26 | 3 | 10 | 17 | 24 | 31 | 7 | 14 | Total |
|------------------|----|----|----|----|----|---|----|----|----|---|----|----|----|----|---|----|-------|
| DOUGL, J | 2 | B | | 6 | 2 | 2 | | | | 6 | 4 | 2 | 6 | 2 | 6 | | 5 |
| FABINYI, J | 1 | Y | | 3 | 4 | | 9 | | | A | 4 | | V | 4 | 3 | B | 13 |
| HOLMES, L. | 1 | | | | | 2 | 3 | | | V | | | E | | 6 | Y | 3 |
| RODD, A, E | | K | 1 | | | 1 | | | | | | | | | | E | 2 |
| LEE, G | | | 1 | 1 | | | | | | | | | W | W | W | W | 2 |
| WILKIE, P | | | | 1 | 1 | | | | | W | W | | K | | 0 | | 2 |
| HILL, A | | | | | 1 | | | | | 0 | | | | | | | 1 |
| HAWKE, D | | | | | 1 | | | | | | | | O | | | | 1 |
| McLENNAN, N | | | | | | 1 | | | | | 1 | | E | 3 | | | 5 |
| SULLIVAN, J | | | | | | 1 | | | | | | | R | | | | 1 |

SUBSTITUTE . . . 2 . 2 . . . 5 . . . 4 . . . 13

| U. H. S. O. B. | 24 | 18 | 15 | 22 | 29 | 5 | 12 | 19 | 26 | 3 | 10 | 17 | 24 | 31 | 7 | 14 | 21 | 28 | 11 | Total | |
|----------------|----|----|----|----|----|----|----|----|----|----|----|----|----|----|---|----|----|----|----|-------|----|
| DENNIS, J. | | 3 | B | 3 | 3 | 3 | 2 | 2 | 1 | 1 | 3 | 2 | 1 | 1 | 2 | | | | | 2 | 29 |
| YOUNG, G. | | 3 | Y | 4 | 5 | 4 | 4 | 3 | 2 | 11 | 10 | 5 | 4 | 3 | 4 | 4 | | | | 5 | 71 |
| FORD, E | | 1 | | 3 | 9 | 11 | 3 | 3 | 3 | 6 | 7 | 9 | 5 | 1 | 6 | | | | | 3 | 72 |
| BRYER, R | | 1 | K | | 1 | | | | | | | | | | 1 | | | | | | 4 |
| MAKING, I | | | | 1 | | | | | | | | | | | | | | | | | 1 |
| FERGUSON, I | | | | | 1 | | | | | | | | | | | | | | | | 1 |
| WHITE, E | | | | | 3 | 1 | 2 | 2 | 1 | | 1 | 4 | 2 | 3 | 4 | | | | | 2 | 25 |
| WEBB, G | | | | | | | | | 1 | | 2 | | | 1 | | | | | | | 4 |
| TYNAN | | | | | | | | | 1 | | | | | | | | | | | | 1 |
| McLENNAN, N | | | | | | | | | | | | | | | 2 | | | | 2 | | 4 |

UNKNOWN 5 5

SECTION

| WILLIAMSTOWN | 24 | 18 | 15 | 22 | 29 | 5 | 12 | 19 | 26 | 3 | 10 | 17 | 24 | 31 | 7 | 14 | 21 | 28 | 11 | Total | |
|------------------|----|----|----|----|----|---|----|----|----|---|----|----|----|----|---|----|----|----|----|-------|----|
| CREWES, M. | 5 | 6 | 5 | 7 | 1 | 2 | 8 | 5 | 4 | 1 | 4 | 5 | 2 | 1 | | | | | 3 | | 59 |
| SEAH, K | 4 | 4 | 1 | 4 | 2 | 2 | 3 | 3 | 8 | 4 | 5 | 8 | 1 | 6 | 5 | | | | | | 64 |
| WEST, K | 3 | 2 | 2 | 5 | 1 | 2 | 2 | 17 | | | | | | | | | | | | | 17 |
| DAVIS, W | 3 | 1 | 4 | 3 | 3 | 1 | 5 | 4 | | 1 | 3 | 2 | 5 | 2 | | | | | | | 37 |
| WAITING, L | 1 | 1 | 2 | 6 | 2 | 4 | 8 | 4 | | 2 | 3 | 1 | 2 | 5 | 5 | | | | 2 | | 48 |
| SPEARMAN, ROBERT | 1 | 4 | 3 | 2 | | 1 | 2 | 2 | 6 | 4 | 2 | 8 | 3 | 3 | | | | | | | 49 |
| TATLOW, R | | 1 | | | | | | 1 | 3 | | | | | | | | | | | | 3 |
| NEWBOLD, R | | 2 | 1 | 2 | | | 2 | 4 | 1 | 1 | | 1 | 2 | 2 | | | | | 1 | | 19 |
| JAMES, T | | 3 | | | | | | 3 | | | | | | | | | | | | | 3 |
| CALVERT, G | | 1 | | | | | 2 | 3 | | 1 | 1 | | | | | | | | | | 9 |
| ALDRIDGE, R | | | 1 | 2 | | | | | | | | | | | | | | | | | 3 |
| ALLEN, R | | | | 1 | 1 | | | | | | | | | | | | | | | | 2 |
| HARMAN, E | | | | 2 | | | | 1 | | | | | | | | | | | | | 3 |
| SHAW, P | | | | | | | | 1 | 1 | | | | 1 | | | | | | | | 3 |
| PEARSON, A | | | | | | | | | | | | | | | | | | | 1 | | 1 |

"D"

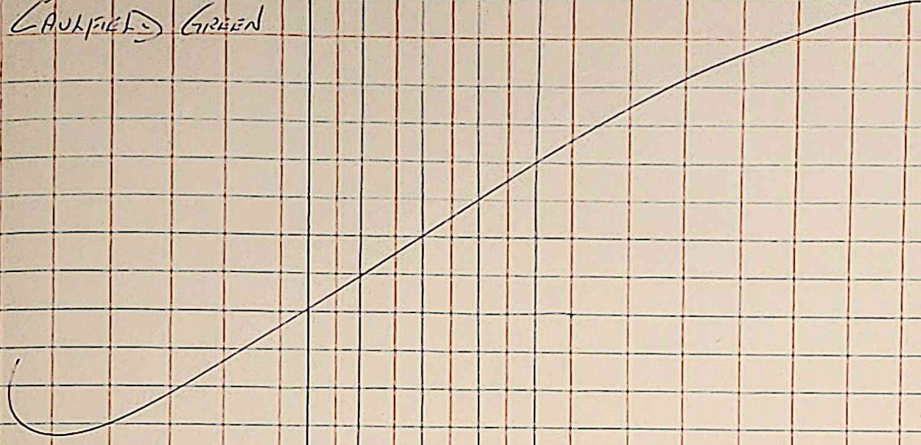
| CHADSTONE | 24 | 1 | 8 | 15 | 22 | 29 | 5 | 12 | 19 | 26 | 3 | 10 | 17 | 24 | 31 | 7 | 14 | TOTAL |
|-------------------|----|---|---|----|----|----|---|----|----|----|---|----|----|----|----|---|----|-------|
| WOODWARD, W | 4 | 1 | 1 | 3 | 8 | 3 | 4 | 2 | 5 | 3 | 1 | 1 | 8 | 1 | 2 | | | 47 |
| McQUILKIN, B | 3 | | | 1 | 3 | | | | | | | 1 | | | | | | 8 |
| LEDWIDGE, W | 2 | 2 | 2 | 2 | 1 | 4 | 1 | 1 | 4 | 3 | 2 | 2 | 6 | 1 | 2 | | | 35 |
| MILLS, G | 2 | 1 | 3 | 1 | 4 | 5 | 1 | 3 | 20 | | 1 | 1 | | | 2 | 3 | | 27 |
| WILSON, R | 2 | | 2 | | | | | 2 | 4 | 1 | 1 | 3 | 10 | | 1 | | | 26 |
| WATT, W | 1 | | 1 | 1 | 2 | | | | | | | | | 1 | | | | 6 |
| BISHOP, B | | 1 | | | 2 | | | | | | | | | | | | | 3 |
| WILSON, R LAPSLEY | | | 1 | | | | | | | | | | | 2 | | | | 2 |
| MILLS, R | | | 1 | | | | | | | | | | | | | | | 1 |
| DOBLES, J | | | | | | | | 3 | | | | | | | | | | 3 |
| WHITBURN, E | | | | | | | | 1 | | 1 | | | 1 | | | | | 3 |
| COAKER, J | | | | | | | | | | 1 | | | | | | | | 1 |
| ODGERS, J | | | | | | | | | | | | | 2 | | | | | 2 |
| FLY TETHER | | | | | | | | | | | | | | 1 | | | | 1 |
| BRACKEN | | | | | | | | | | | | | | 1 | 1 | | | 2 |
| ELTHAM | 24 | 1 | 8 | 15 | 22 | 29 | 5 | 12 | 19 | 26 | 3 | 10 | 17 | 24 | 31 | 7 | 14 | TOTAL |
| HONEYMAN, P | 5 | 1 | 3 | 4 | 4 | 1 | 2 | 3 | 3 | 1 | 1 | 2 | 3 | 3 | 6 | 2 | | 35 |
| DIXON, P | | 1 | 1 | 2 | 2 | 4 | 2 | 2 | 2 | 5 | 2 | 1 | 2 | 1 | 1 | | | 27 |
| GRAY, K | | | 1 | | | | | | | | | | 1 | 1 | | | | 2 |
| HENBERG, D | | | | 2 | | | | | | 1 | 1 | | | | | | | 4 |
| ADAMS, N | | | | 2 | 3 | | | 1 | | 1 | | | | | 1 | | | 8 |
| HONEYMAN, M | | | | | 1 | | 1 | | | 1 | 1 | 2 | 1 | | 1 | | | 7 |
| KIRKBRIDE, P | | | | | 1 | | | | | | | | | | | | | 1 |
| HIT IN | | | 2 | | | | 1 | 1 | | | | | | | | | | 4 |
| SUB | | | | | | | 1 | | | | | | | | | | | 1 |

SECTION

| ESSENDON | 24 | 1 | 8 | 15 | 22 | 29 | 5 | 12 | 19 | 26 | 3 | 10 | 17 | 24 | 31 | 7 | 14 | 21 | 28 | TOTAL |
|---------------|----|---|---|----|----|----|---|----|----|----|---|----|----|----|----|---|----|----|----|-------|
| JOHNSTONE, V | 4 | | 4 | 2 | 4 | 1 | 4 | 5 | 6 | 2 | 6 | 8 | | 7 | 3 | 4 | 3 | | | 65 |
| GREEN, J | 4 | | 3 | 1 | 5 | 1 | 5 | 2 | 3 | 3 | 3 | 9 | | 4 | 3 | | | | | 48 |
| HODGES, S | 5 | 1 | 3 | | 2 | 2 | 5 | 1 | 5 | | 2 | 1 | | 2 | | 7 | 1 | | | 37 |
| DOLAN, W | 1 | | | | | | | | | | 1 | | | | | | | | | 2 |
| BRETT, G | 1 | | | | | | | | | | | | | | | | | | | 1 |
| MURRAY, V | | | 1 | | | | | | | | | | | | | | | | | 1 |
| STGLISH, P | | | 1 | | | 1 | 4 | 1 | | 1 | 1 | 3 | 7 | 1 | 3 | 5 | | | | 28 |
| THOMPSON, R | | | | | 3 | 3 | 2 | 3 | 3 | 1 | 2 | 3 | | 4 | 1 | 7 | 4 | | | 36 |
| REDFURN | | | | | | 1 | | | | | | | | | | | | | | 1 |
| PENNINGTON, R | | | | | | | | | 1 | | | | | | | | | | | 1 |
| SMITH, G | | | | | | | | | | 1 | 1 | | | | | | | | | 2 |
| ROBERTS, J | | | | | | | | | | | | | | | | 1 | | | | 1 |
| CUMSBER | | | | | | | | | | | | | | | | | | 1 | | 1 |
| HIT IN | | | 1 | | | | | 1 | | | | | | 1 | | 1 | | | | 4 |
| OTHERS | | | | | | | | | | | | | | | | 1 | | | | 1 |
| M.C.C. | 24 | 1 | 8 | 15 | 22 | 29 | 5 | 12 | 19 | 26 | 3 | 10 | 17 | 24 | 31 | 7 | 14 | 21 | 28 | TOTAL |
| BURTEN, T | 10 | 3 | 3 | 8 | 2 | 8 | 6 | 11 | 12 | 1 | 6 | 7 | 2 | 2 | 6 | 3 | | 8 | | 98 |
| STIRRY, R | 9 | 6 | | 3 | 4 | 3 | | 2 | 1 | 3 | | | | | | | | | | 31 |
| WILKINS, T | 3 | | | | | | | | | | | | | | | | | | | 3 |
| HAWKINS, R | | 3 | 2 | 5 | 1 | | 1 | | | | | 3 | | | | | | 3 | | 20 |
| PAUL, J | | | 1 | | | | 1 | | | 1 | 5 | | | | | | | | | 8 |
| JOHNSON, R | | | 1 | | 1 | | | | | | 1 | 1 | | | | | | | | 4 |
| HALL, R | | | 1 | 3 | 2 | | 2 | 2 | | 2 | | | | | | | | | | 12 |
| SOCRATOUS, V | | | 1 | 2 | 1 | 1 | 1 | | | 1 | 1 | | | | | | | 1 | | 9 |
| BLUNT, S | | | | | 1 | | | | | | | | | | | | | | | 1 |
| O'FLAHERTY, P | | | | | | | | | | 1 | | | | | 1 | | | | | 2 |
| HIT IN | | | | | | | 1 | | | | | | | | 1 | | | | | 2 |
| SUBS | | | | | | | | | | | | | | | | 2 | | | | 2 |

(-17)

CAULFIELD GREEN



| CHA STONES | AUG | | MAY | | | | | | | | | | | | | | | | TOTAL |
|-------------|-----|-----|-----|-------|---|----|----|----|---|----|----|----|----|---|----|----|--|--|-------|
| | 24 | 1 8 | 15 | 22 29 | 5 | 12 | 19 | 26 | 3 | 10 | 17 | 24 | 31 | 7 | 14 | | | | |
| Wilson, R | · | H | 1 | 1 | N | 2 | | | 5 | 1 | 1 | 2 | | | | 19 | | | |
| Whitburn, I | · | 2 | · | · | 1 | 1 | | | | | | | | | | 3 | | | |
| Bracken, K | · | · | 1 | · | L | 2 | | | | 1 | 1 | | | | | 5 | | | |
| Mills, R | 1 | · | · | 1 | · | | | | | | | | | | | 2 | | | |
| Atlee, P | 1 | · | · | · | · | | | | | | | | | | | 1 | | | |
| Gould, M | · | · | · | · | · | 2 | | | | | | | | | | 2 | | | |
| Carter, M | · | · | · | · | · | · | | | 1 | | | | | | | 1 | | | |
| Milne, C | · | · | · | · | · | · | | | 2 | | | | | | | 2 | | | |
| Duddy, P | · | · | · | · | · | · | | | · | 2 | | | | | | 2 | | | |
| Cugley | · | · | · | · | · | · | | | · | 2 | | | | | | 2 | | | |
| Fletcher | · | · | · | · | · | · | | | · | 1 | | | | | | 1 | | | |
| Odgers | · | · | · | · | · | · | | | · | 2 | 1 | | | | | 3 | | | |
| Horkins | · | · | · | · | · | · | | | · | · | 1 | | | | | 1 | | | |

"E"

| COBURG | 24 | 1 | 8 | 15 | 22 | 29 | 5 | 12 | 19 | 26 | 3 | 10 | 17 | 24 | 31 | TOTAL |
|--------------|----|---|---|----|----|----|---|----|----|----|---|----|----|----|----|-------|
| HEFFERNAN, J | 5 | 4 | 3 | · | 1 | · | 1 | | 1 | | | | | | | 19 |
| FINNIGAN, T | H | · | · | · | · | · | · | | · | | | | | | | 5 |
| UNSWORTH, G | 4 | · | 1 | · | · | 1 | 1 | | · | | | | | | | 8 |
| HEFFERNAN, G | 3 | · | 1 | · | · | 3 | · | | · | | | | | | | 11 |
| TROSCOTT, R | 2 | 1 | · | · | 2 | 5 | 1 | | · | | | | | | | 11 |
| CHUGH, P | 1 | H | · | 4 | 1 | · | · | | · | | | | 1 | · | | 11 |
| STROSCIO, J | · | 1 | · | · | · | · | 2 | | · | | | | | 1 | | 4 |
| MORPHETT, W | · | 2 | · | · | · | · | · | | · | | | | | · | | 2 |
| FALLOON, D. | · | · | · | · | · | · | · | | · | | | | | 1 | 1 | 2 |

| SOAS | | | | | | | | | | | | | | | TOTAL | | | | |
|-------------|----|---|---|----|----|----|---|----|----|----|---|----|----|----|-------|---|----|----|-------|
| MALVERN | 24 | 1 | 8 | 15 | 22 | 29 | 5 | 12 | 19 | 26 | 3 | 10 | 17 | 24 | 31 | 1 | 14 | 21 | TOTAL |
| WATIE, R | 10 | 3 | 4 | 6 | 5 | 7 | 9 | 4 | 3 | 1 | 8 | 4 | | | | 3 | 9 | 3 | 19 |
| DALY, K | 7 | · | · | 1 | · | 4 | · | 8 | · | · | · | · | · | · | · | · | · | · | 20 |
| EGAN, DEAN | 7 | · | 1 | · | 5 | 2 | · | 2 | 7 | 4 | 2 | 1 | | | | 2 | 3 | 1 | 37 |
| BELL, N | 6 | · | 2 | 9 | 3 | 5 | 5 | 2 | 3 | 2 | 2 | 1 | | | | 5 | 4 | 4 | 50 |
| AN TRIM, G | 4 | · | · | 2 | · | · | · | · | · | · | 1 | · | | | | · | 1 | · | 8 |
| STEWART, T | 3 | · | · | · | · | 4 | · | 3 | · | · | · | · | | | | 3 | · | 1 | 14 |
| ALAIMO, L | 1 | · | · | · | · | · | · | · | · | · | · | · | | | | · | · | · | 1 |
| BROWNE, P | 1 | · | · | · | · | · | · | · | · | · | · | · | | | | · | · | 1 | 2 |
| STINT, T | · | · | 1 | · | · | · | · | · | · | · | · | · | | | | · | · | · | 1 |
| HENNESSY, R | · | · | · | 1 | 1 | 1 | · | · | · | · | · | · | | | | · | · | 1 | 4 |
| PATRICK, C | · | · | · | · | 1 | · | · | · | 2 | · | · | · | | | | · | · | · | 3 |
| LENNOX, T | · | · | · | · | · | 1 | · | · | · | 1 | 1 | · | | | | · | · | · | 3 |
| BARRATT, G | · | · | · | · | · | · | · | · | · | · | · | · | | | | · | · | 2 | 2 |

SECTION (-17)

NEWPORT

WIND DRAWN

| | APRIL | | | | MAY | | | | | | | | | | | |
|------------------|-------|----|----|----|-----|---|----|----|---|----|---|----|----|----|----|----|
| | 24 | 18 | 15 | 22 | 29 | 5 | 12 | 19 | | 26 | 3 | 10 | 17 | 24 | 31 | 7 |
| SURREY PARK | | | | | | | | | | | | | | | | |
| JANSEN, H. | 4 | 3 | 5 | 6 | 2 | 2 | | | | | | | | | | 22 |
| GOODE, M. | 1 | | | | | | | 1 | | | | | 2 | | | 4 |
| COTTRISS, B. | 1 | 1 | 3 | | | | | | 1 | 2 | | | 4 | 2 | | 14 |
| WENBORN, A. | | 1 | | | | | | | | | | | | | | 1 |
| SCHAFFERT, B. | | 1 | 2 | | | 1 | | | | | | | | | | 4 |
| MIDDLEHOUSES, B. | | 2 | 2 | 6 | 1 | | | | | 4 | 1 | 3 | | | 1 | 21 |
| RAMPKING, K. | | 1 | | | | | | | | | | | | | | 1 |
| GIBSON, G. | | 2 | | 1 | 2 | 1 | | | | 2 | 2 | | 4 | 2 | | 16 |
| GILBERT, W. | | | 1 | | | | | | | 1 | 7 | | | | | 9 |
| BENNETT, I. | | | | 2 | | | | | | | | | | | | 2 |
| HOLDEN, G. | | | | | | | 2 | | 2 | | | | | | | 4 |
| CROFTE | | | | | | | | 10 | 3 | | | 2 | 2 | | | 17 |
| MIDDLEHOUSES, P. | | | | | | | | | 3 | | | | | | | 3 |
| FRASER, I. | | | | | | | | | | 1 | | | 1 | | | 2 |
| MIDDLEHOUSES, D. | | | | | | | | | | | | 2 | | | | 2 |

"E" SECTION

U N S. O B. 24 18 15 22 29
 FLETCHER, T N 1 . . .
 YOUNG, L 1 . . . 1

| | APRIL | | | | MAY | | | | | | | | | | | | | | | | | |
|--------------------------------------|-------|----|----|----|-----|---|----|----|--|----|---|----|----|----|----|---|----|----|---|---|--|---|
| | 24 | 18 | 15 | 22 | 29 | 5 | 12 | 19 | | 26 | 3 | 10 | 17 | 24 | 31 | 7 | 14 | 21 | | | | |
| WILLIMSTOWN | | | | | | | | | | | | | | | | | | | | | | |
| REID, G. | 8 | 3 | 6 | 5 | | | 2 | 1 | | | | 2 | 1 | 2 | 5 | | 1 | 1 | | | | |
| STERKIEWICZ, S. | 7 | 1 | 2 | 3 | | | | | | | | | | | 1 | | | | | | | |
| GARNSWORTHY, G. | 5 | 1 | 1 | 4 | | | 2 | | | | | | | | | | | | | | | |
| SMITH, KERR, R. | 3 | | | | | | | | | | | | | | | | | | | | | |
| FLAHERTY, R. | 3 | 2 | 2 | 7 | | | 2 | 2 | | | | 5 | 3 | 2 | 3 | 3 | 3 | 2 | | | | |
| WILLIAMS, J. | 1 | 1 | 1 | | | | 1 | | | | | | | | | | | | | | | |
| PARKER, P. | 1 | 1 | 1 | | | | 1 | | | | 4 | 1 | 2 | 1 | 3 | | | | | | | |
| SADLER, P. | 1 | | | | | | | | | | 2 | | | | | | | | | | | |
| TREGGAR, R. | | 6 | 2 | | | | 1 | | | | | | | | | | 1 | | | | | |
| MCPHERSON, C. | | 2 | 2 | | | | | | | | 2 | | | | 1 | | | | | | | |
| PAXTON, NEWBOLD, RUTKIE, N. | | | 1 | | | | | | | | | | | | | | | | | | | |
| RITCHIE, TWARDZ, HIT IN, ROBERTS, G. | | | | | | | | | | | | | | | | | 5 | 3 | 1 | 5 | | 1 |
| MCDONALD, B. | | | | | | | | | | | | | | | | | 5 | 1 | 3 | | | 9 |

"F"

| | 24 | 1 | 8 | 15 | 22 | 29 | 5 | 12 | 19 | 26 | 3 | 10 | 17 | 24 | 31 | 7 | 14 | Total |
|---------------|----|---|---|----|----|----|---|----|----|----|---|----|----|----|----|---|----|-------|
| CAULFIELD | | | | | | | | | | | | | | | | | | |
| WEATHERILL, P | 3 | 1 | 2 | 5 | 6 | 6 | 4 | | | | 1 | 5 | 2 | 3 | 2 | | | 46 |
| PATON, | 1 | | | 1 | 1 | | | | | | | | | | | | | 3 |
| MARKHAM G. | 1 | 6 | 1 | 2 | 5 | 3 | 3 | | | | | 1 | | | 3 | | | 25 |
| MARTIN, A | | 2 | | 7 | 5 | 1 | 5 | | | | 3 | 6 | 1 | | 2 | 1 | | 33 |
| CHANDLER, B | | | 2 | 1 | | | | | | | | | | | | | | |
| JACOBS, L | | | | 3 | 3 | 4 | 1 | | | | | 3 | 1 | 3 | 1 | | | 19 |
| CROMBIE | | | | 1 | | | 1 | | | | 1 | | | 1 | | | | |
| HUGHES, J. | | | | 1 | | | 2 | | | | 1 | | | 1 | | | | |
| STEVENS, B | | | | | 3 | 2 | | | | 2 | | | | | | 4 | | |
| WHITEHEAD, W | | | | | 1 | | | | | | | | | | | | | |
| VOIGHT, P | | | | | 1 | | | | | | | | | | | | | |
| WILLIAMS, | | | | | | 1 | 1 | | | | | | | | | | | |
| HIT IN | | | | | | | | | | | | 1 | | | | | | |

| CHADSTONE GIANTS | 24 | 1 | 8 | 15 | 22 | 29 | 5 | 12 | 19 | 26 | 3 | 10 | 17 | 24 | 31 | Total |
|------------------|----|---|---|----|----|----|---|----|----|----|---|----|----|----|----|-------|
| COGLEY, | 6 | | | | | | | | | 6 | | | | | | 12 |
| MCARTHUR, R | | 1 | 2 | | | | | | | | | | | | | 3 |
| WOODWARD, | | L | 4 | | | | | | | | 1 | | | | | 5 |
| ODGERS, | | | 2 | 2 | | | | | | | | 1 | 2 | | | 7 |
| FALK, R | | | | | 2 | | | | | | | | | 1 | | 3 |
| WHITBOURNE, | | | | | | | 1 | 3 | | | | | | | | 4 |
| MILNE, C | | | | | | | 1 | 3 | | | | | | | | 4 |
| LAMBERT, S | | | | | | | | 1 | | | | | | | | 1 |
| SWINTON, I | | | | | | | | | 1 | | | | | | | 1 |
| GOULD, M | | | | | | | | | | 9 | | | | | | 9 |

SUB 1

SECTION (-15)

| CHADSTONE BEARS | 24 | 1 | 8 | 15 | 22 | 29 | 5 | 12 | 19 | 26 | 3 | 10 | 17 | 24 | 31 | 7 | 14 | 21 | Total |
|-----------------|----|---|---|----|----|----|---|----|----|----|----|----|----|----|----|---|----|----|-------|
| MILNE, C | 3 | 3 | | 4 | | | | | 2 | | 5 | 9 | 1 | 2 | 7 | 2 | 1 | 1 | 40 |
| GOULD, M | 2 | 5 | 4 | 4 | 4 | 8 | | | | | 8 | 8 | 5 | 4 | 7 | 2 | 4 | 1 | 71 |
| GRAY, W | 1 | | 2 | | | | | | | | 2 | | | | | | | | 5 |
| WHITBOURNE, I | 1 | 3 | 6 | 4 | 2 | | | | 1 | 6 | 10 | 1 | | 1 | 2 | 4 | | | 46 |
| COGLEY | | 4 | | 2 | 3 | | | 2 | 1 | 2 | 1 | | | | | | | | 16 |
| MCARTHUR, | | 1 | | | | | | | | | | | | | | | | | 1 |
| DUNCAN, C | | 2 | | 1 | 1 | | | | | | | | 1 | | | | | | 6 |
| SWINTON, I | | | 4 | | 2 | | | 1 | 1 | 1 | 1 | 2 | 2 | | | | | | 14 |
| WOODWARD, W | | | | | | 4 | | | | | | | 1 | | | | | | 5 |
| ODGERS, | | | | | | | | | | 2 | | | | | | | | | 2 |
| CHENOPETH, | | | | | | | | | | | 1 | | | | | | | | 1 |
| MORGAN, | | | | | | | | | | | | | 1 | | | | | | 1 |
| LAMBERT, | | | | | | | | | | | | | | | | | | 1 | 1 |
| UNKNOWN | | | | | | | | | 1 | | | | | | | | | | 1 |
| HIT IN | | | | | | | | | | | | | | | | | | 1 | 1 |

| COBURG | APR 24 | MAY 1 | 8 | 15 | 22 | 29 | 5 | 12 | 19 | 26 | 3 | 10 | 17 | 24 | 31 | 7 | 14 | Total |
|--------------|--------|-------|---|----|----|----|---|----|----|----|---|----|----|----|----|---|----|-------|
| HEFFERNAN, G | 5 | 7 | 6 | 1 | 3 | | | | 10 | 11 | 4 | | | 2 | | | | 45 |
| MURPHEE, W | 3 | 3 | | | | | | | 1 | 1 | | | | | | | | 8 |
| MORGAN, R | 1 | 1 | | | | | | 2 | 1 | 1 | | | | 1 | | | | 7 |
| STEWART, B | | | 4 | 2 | 1 | | | 4 | 1 | 3 | | 1 | | 4 | | | | 20 |
| WARREN, B | | | 1 | 1 | | | | 1 | 1 | | | | | 1 | 1 | | | 5 |
| APPLEBY, R | | | | | | | | 1 | 1 | | | | | | | | | 2 |
| TURTON, J | | | | | | | | | 4 | 1 | 4 | 6 | | 1 | 2 | | | 18 |

"F"

| | 24 | 1 | 8 | 15 | 22 | 29 | 5 | 12 | 19 | 26 | 3 | 10 | 17 | 24 | 31 | 7 | 14 | Total |
|------------|----|---|---|----|----|----|-----------------|----|----|----|----|----|----|----|----|---|----|-------|
| MAKVERN | | | | | | | | | | | | | | | | | | 60 |
| EGAN, D | | 5 | 1 | 8 | 5 | 12 | 2 ³³ | 5 | 7 | 4 | 6 | | | | | | | 69 |
| COOPER, R | | 5 | 1 | 7 | 5 | 9 | 4 ³¹ | 8 | 7 | 2 | 16 | | | | | | | 11 |
| KENNOX, T | | 2 | | | | | 2 | 3 | 1 | 3 | | | | | | | | 13 |
| ANTHONY, R | | 2 | 1 | | | 3 | | 1 | | 6 | | | | | | | | 36 |
| CHAU, I | | 2 | | 7 | 4 | 3 | 3 ¹¹ | 6 | 3 | 1 | 8 | | | | | | | 11 |
| PAGE, W | | 2 | | | | | 1 | 1 | | 6 | | | | | | | | 11 |
| ALAIMO, M | | | 1 | 3 | 1 | 2 | | 1 | 3 | | | | | | | | | 11 |
| EWAN, J | | | 1 | 4 | 2 | 4 | | | 1 | 3 | 6 | | | | | | | 24 |

| M. N. S. O. P. | 24 | 1 | 8 | 15 | 22 | 29 | 5 | 12 | 19 | 26 | 3 | 10 | 17 | 24 | 31 | Total | |
|---------------------------|----|---|---|----|----|----|---|----|----|----|---|----|----|----|----|-------|----|
| EVANS, P | 7 | | | 2 | | 2 | | | | | 1 | | | | | 12 | |
| BAKINSKY, R | 3 | 1 | | | 1 | N | | 1 | | | | | | | 1 | 8 | |
| WEILAND, D | 1 | 2 | | 2 | 1 | | | | | | | | | 1 | N | 1 | 8 |
| WITHERS, G | 1 | | | 5 | 1 | L | | | | 8 | | | | | | 4 | 11 |
| BEE, G | 1 | | | | | | | | | | | | | | L | | 1 |
| BIRD, I | 3 | | | | | | | | | | | | | | | | 3 |
| O'BRIEN, S | | | | 2 | | | | | | | | | | | | | 2 |
| M ^c LACHLAN, T | | | | | | 1 | | | | | | | | | | | 1 |

SECTION (-15)

| SURREY PARK | 24 | 1 | 8 | 15 | 22 | 29 | 5 | 12 | 19 | 26 | 3 | 10 | 17 | 24 | 31 | Total |
|----------------|----|---|---|----|----|----|---|----|----|----|---|----|----|----|----|-------|
| RAMPING, K | 4 | 6 | | 9 | | | | | | | | | | | | 19 |
| GRIFFITHS, D | 1 | 3 | | | 1 | 1 | 5 | 2 | 1 | 1 | | | | | 2 | 17 |
| MIDDLEHOUSE, P | | 9 | | 3 | 4 | 1 | | 1 | 2 | 3 | | | | | | 23 |
| CUTTRISS, J | | 6 | | 4 | 1 | 4 | | | 2 | | | | | | 1 | 18 |
| WILLIAMS, D | | 3 | | | | | | | | | | | | | | 3 |
| GIBSON, D | | 3 | | | 1 | | | 1 | | | | | | | | 5 |
| THOMAS, A | | 1 | | | | | | 1 | | | | | | | | 2 |
| GILBERT, N | | | | 1 | | 1 | | 3 | 2 | 1 | | | | 1 | 2 | 11 |
| HOLDEN, G | | | | | | 1 | 1 | | | | | | | | | 2 |
| THOMAS, P | | | | | | | | 2 | | | | | | 1 | | 3 |
| FARMER, F | | | | | | | | | | | | | | | | 1 |
| MIDDLEHOUSE | | | | | | | | | | | | | | 1 | | 1 |
| ADDISON, C | | | | | | | | | | | | | | | 1 | 1 |

| WILLIAMSTOWN CITY | 24 | 1 | 8 | 15 | 22 | 29 | 5 | 12 | 19 | 26 | 3 | 10 | 17 | 24 | 31 | Total |
|-------------------|----|---|---|----|----|----|---|----|----|----|---|----|----|----|----|-------|
| DIXON, I | | 1 | | 1 | 1 | | N | | | | | | 1 | 4 | | 8 |
| BROTHERIDGE, B | | | | 1 | 2 | 1 | 1 | | | | | 2 | 2 | 3 | 1 | 13 |
| CARPENTER, I | | | | 1 | 1 | 1 | L | | 4 | | | 2 | 5 | 5 | | 19 |
| DAVIDSON, B | | | | 1 | 2 | | | | | | | 1 | 2 | | | 6 |
| NIKSAN VIDIC, N. | | | | | 1 | 3 | | | | | | | 2 | 1 | | 7 |
| SMITH, N | | | | | | | | 1 | 1 | | | 1 | 1 | 4 | | 8 |
| JENSEN, D | | | | | | | | 1 | | | | | | | | 1 |
| WOOD, I | | | | | | | | | 1 | | | | | | | 1 |
| ULMER | | | | | | | | | | | | | 1 | 1 | | 2 |
| PENDLEBERRY | | | | | | | | | | | | | 2 | | | 2 |
| SMITH, R | | | | | | | | | | | | | 3 | | | 3 |
| TATLOW, C | | | | | | | | | | | | | | | 1 | 1 |

HIT IN

1

"F" SECTION

| WILLIAMS TOWN | FEARON | 24 | 1 | 8 | 15 | 22 | 29 | 5 | 12 | 19 | 26 | 3 | 10 | 17 | 24 | 31 | 7 | 14 | 21 | TOTAL |
|---------------|--------|----|---|----|----|----|----|----|----|----|----|---|----|----|----|----|---|----|----|-------|
| TRAEGEAR, R | 8 | B | | 10 | 6 | 3 | 5 | 11 | 9 | 10 | | | 5 | 7 | 14 | 9 | 5 | | 2 | 102 |
| SPICER, J | 6 | + | | 4 | 4 | 6 | 5 | 2 | 2 | | | | 1 | | 2 | 5 | 1 | | 4 | 42 |
| SPICER, G | 3 | K | | 4 | 1 | | 2 | 3 | 5 | 5 | | | 5 | | 2 | 3 | | | 1 | 36 |
| HAINES, J | 2 | | | 1 | 1 | 4 | | | 2 | 2 | | | 1 | 7 | 2 | 1 | | | | 24 |
| HUNTER, J | 3 | | | 4 | 5 | 2 | 4 | | 5 | 5 | | | 3 | 4 | 3 | 1 | 1 | | | 40 |
| GATTER, | | | | 2 | 2 | 2 | 3 | | | | | | 2 | 3 | 4 | 1 | | | | 20 |
| FINN, B | | | | 1 | 1 | | 2 | | 3 | 2 | | | | 1 | 3 | | | | | 14 |
| READ, G | | | | 1 | 1 | | 5 | 2 | 2 | 1 | | | 2 | 4 | 1 | | | | | 23 |
| O'KEEFE, R | | | | 1 | | | 1 | 3 | 3 | | | | 2 | 1 | 1 | | | | | 12 |
| McAKESSE, J | | | | 1 | | | | | | | | | | | | | | | | 1 |
| WALTON, | | | | | 1 | | 3 | 6 | 3 | 1 | | | 1 | | 1 | 1 | 1 | | | 18 |

(-13)

| | APR | MAY | JUNE | TOTAL |
|----------------------|-----|---------------------------------------|-------------------------|-------|
| CHADSTONE | 21 | 1 8 15 22 29 5 12 19 26 3 10 17 24 31 | | |
| RAINES, D | R | B | 4 1 N N . 1 . N 5 . 1 | 12 |
| MATHEWS, B | C | Y | 3 4 , 1 7 10 2 7 5 N 38 | 38 |
| FERGUSON, M | D | B | 5 . L L . 1 . 1 . . . | 6 |
| BULLOCK, F | W | B | 1 . . . L . 1 1 . | 3 |
| BOOTHMAN, B | O. | | 1 L . | 1 |
| BRESWICK, J | | | 1 . | 1 |
| BULLOCK, J | | | 1 . | 1 |
| WALKER, J | | | | |
| WALKER, M | | | | |
| WALKER, N | | | | |

| | APR | MAY | JUNE | TOTAL |
|------------|-----|---------------------------------------|----------------------|-------|
| CLARENCE | 24 | 1 8 15 22 29 5 12 19 26 3 10 17 24 31 | | |
| LOVETT, D | 2 | 9 | 1 H 1 2 . 3 7 2 5 | 36 |
| HILDREN, R | 1 | 1 | B . . . 5 . . . | 5 |
| KIFF, N | 1 | 1 | Y 2 | 4 |
| WALKER, N | 1 | 3 | S 4 1 1 . 1 1 . . 1 | 13 |
| WALKER, D | | 11 | K 4 5 2 2 6 7 7 4 11 | 59 |
| LOVETT, A | | 1 | 2 1 2 . . 1 1 2 | 10 |
| CLAYTON, C | | 1 | . . . 1 . . 1 . 1 | 4 |
| MARKS, T | | 1 | 1 | 1 |
| BEAMS, N | | | 1 1 1 . . | 3 |

| | | | | |
|---------|--|--|---------------|---|
| HIT IN | | | . 1 | 1 |
| UNKNOWN | | | . . . 2 . . . | 2 |

JUNIOR SIX-A-SIDE
TOURNAMENT
1966

| E GRADE | C.-G.I. | CAULFIELD | CHADSTONZ | GLENROY | MALVERN | M.H.S.O.B. | S.A.B.H. | SURREY PARK | WILLIAMSTOWN CITY | WILLIAMSTOWN FEARON |
|---------------------|--------------|--------------|---------------|---------------|---------------|--------------|--------------|--------------|-------------------|---------------------|
| C-G.I. | / | 11.12 0-9 | 12.00 2-8 | | 10.00 0-18 | 0-7 | | 3-6 | | |
| CAULFIELD | 11.12 9-0 | / | 10.12 0-5 | | | | 12.28 2-5 | 5-0 | 0-10 | |
| CHADSTONE | 12.00 8-2 | 10.12 5-0 | / | | 11.00 1-11 | | 4-6 | 2-6 | | |
| GLENROY | | | | / | 2-3 | 2-7 | 1.00 4-4 | | 10.28 11-0 | 11.48 3-5 |
| MALVERN | 18-0 | | 11.00 11-1 | 3-2 | / | 12.12 7-2 | | | 14-0 | |
| M.H.S.O.B. | 7-0 | | | 7-2 | 2-7 | / | 10.12 5-1 | 11.26 7-1 | | |
| S.A.B.H. | | | 6-4 | 4-4 | 1-5 | / | | 11.36 8-0 | 11.36 2-5 | |
| SURREY PARK | 6-3 | 11.48 5-2 | 6-2 | | 11.24 1-7 | | / | | 10.36 1-7 | |
| WILLIAMSTOWN CITY | | 0-5 | | 10.48 0-11 | 0-14 | | 11.36 0-8 | / | 1.12 0-10 | |
| WILLIAMSTOWN FEARON | | 10-0 | | 11.48 5-3 | | | 10.36 5-2 | 11.12 7-1 | / | |

| | P | W | D | L | Walk-over Rec'd | Goals Gm F A | % | PTS |
|-----------------------|---|---|---|---|--------------------|-----------------|--------|-----|
| 1 MALVERN | 5 | 5 | - | - | - | 53-5 | 106.00 | 10 |
| 2 WILLIAMSTOWN FEARON | 5 | 5 | - | - | - | 37-6 | 616.67 | 10 |
| 3 M.H.S.O.B. | 5 | 4 | - | 1 | - | 28-11 | 254.55 | 8 |
| 4 SURREY PARK | 5 | 3 | - | 2 | - | 19-21 | 90.48 | 6 |
| 5 S.A.B.H. | 5 | 2 | 1 | 2 | - | 21-18 | 133.33 | 5 |
| = 6 CAULFIELD | 5 | 2 | - | 3 | - | 16-20 | 80.00 | 4 |
| = 6 CHADSTONE | 5 | 2 | - | 3 | - | 20-25 | 80.00 | 4 |
| 8 GLENROY | 5 | 1 | 1 | 3 | - | 22-19 | 110.53 | 3 |
| 9 C.-G.I. | 5 | - | - | 5 | - | 5-48 | 10.41 | - |
| 10 WILLIAMSTOWN CITY | 5 | - | - | 5 | - | 0-48 | - | - |

1st SEMI-FINAL

MALVERN ✓ M.H.S.O.B. 7-3

2nd SEMI-FINAL

WILLIAMSTOWN FEARON ✓ SURREY PARK 9-1

FINAL

MALVERN ✓ WILLIAMSTOWN FEARON 3-2

WINNERS MALVERN

| JUNIOR SIX-A-SIDE TOURNAMENT 1966. E. GRADE | CAULFIELD | CHADSTONE | COBURG | ELTHAM | MALVERN | M.H.S.O.B. | ST. PAUL'S COLLEGE | SURREY PARK | WILLIAMSTOWN CITY | WILLIAMSTOWN FEARON |
|--|-----------|-----------|--------|--------|---------|------------|-----------------------|----------------|----------------------|------------------------|
| CAULFIELD | / | 3-4 | | | 1-4 | 4-2 | | 1-7 | 4-2 | |
| CHADSTONE | 4-3 | / | | | | 6-3 | 3-2 | 3-1 | | 0-6 |
| COBURG | | | / | 11-1 | 5-3 | | 7-1 | | 7-0 | 2-4 |
| ELTHAM | | | 1-11 | / | | 3-5 | 1-0 | 2-7 | | 1-7 |
| MALVERN | 4-1 | | 3-5 | | / | 6-1 | 13-0 | | 11-0 | |
| M.H.S.O.B. | 2-4 | 3-6 | | 5-3 | 1-6 | / | | | 6-4 | |
| ST. PAUL'S COLLEGE | | 2-3 | 1-7 | 0-1 | 0-13 | | / | | | 1-8 |
| SURREY PARK | 7-1 | 1-3 | | 7-2 | | | | / | 6-1 | 0-5 |
| WILLIAMSTOWN CITY | 2-4 | | 0-7 | | 0-11 | 4-6 | | 1-6 | / | |
| WILLIAMSTOWN FEARON | | 6-0 | 4-2 | 7-1 | | | 8-1 | 5-0 | | / |

| | P | W | D | L | F | A | T |
|-----------------------|---|---|---|---|----|----|------------|
| 1 WILLIAMSTOWN FEARON | 5 | 5 | - | - | 30 | - | 4 750 |
| 2 MALVERN | | 5 | 4 | - | 1 | 37 | - 7 525 |
| 3 COBURG | | 5 | 4 | - | 1 | 32 | - 9 355.5 |
| 4 CHADSTONE | | 5 | 4 | - | 1 | 16 | - 15 106.6 |
| 5 SURREY PARK | | 5 | 3 | - | 2 | 21 | - 12 175 |
| 6 M.H.S.O.B. | | 5 | 2 | - | 3 | 17 | - 23 73 |
| 7 CAULFIELD | | 5 | 2 | - | 3 | 13 | - 19 68 |
| 8 ELTHAM | | 5 | 1 | - | 4 | 8 | - 30 2 |
| 9 WILLIAMSTOWN CITY | | 5 | - | - | 5 | 7 | - 34 2 |
| 10 ST. PAUL'S COLLEGE | | 5 | - | - | 5 | 4 | - 32 1 |

1st SEMI-FINAL

WILLIAMSTOWN FEARON ✓ COBURG

5-2

2nd SEMI-FINAL

MALVERN

✓ CHADSTONE

4-5

FINAL

WILLIAMSTOWN FEARON ✓ CHADSTONE

4-2

WINNER: WILLIAMSTOWN FEARON

SENIOR SIX-A-SIDE
TOURNAMENT
1966

| G GRADE | ASSOCIATION | CAULFIELD | CHADSTONE | GLENROY | MALVERN BLACK | MALVERN RED | M.H.S.O.B. | S.A.B.H. | SURREY PARK | WILLIAMSTOWN |
|---------------|-------------|-----------|-----------|---------|---------------|-------------|------------|----------|-------------|--------------|
| ASSOCIATION | / | 4-2 | | 1-1 | | | 1-2 | | 1-4 | 9-0 |
| CAULFIELD | 2-4 | / | | | 1-6 | 5-2 | | | 1-4 | 5-1 |
| CHADSTONE | | | / | 0-5 | 1-8 | 4-1 | 3-5 | | | 6-1 |
| GLENROY | 1-1 | | 5-0 | / | | | 4-2 | 2-0 | 5 | 15-0 |
| MALVERN BLACK | | 6-1 | 8-1 | | / | 8-0 | 3-3 | 5-2 | | |
| MALVERN RED | | 2-5 | 1-4 | | 0-8 | / | | 1-8 | 0-5 | |
| M.H.S.O.B. | 2-1 | | | 2-4 | 3-3 | | / | | 1-2 | 9-0 |
| S.A.B.H. | | | 5-3 | 0-2 | 2-5 | 8-1 | | / | 3-3 | |
| SURREY PARK | 4-1 | 4-1 | | | | 5-0 | 2-1 | 3-3 | / | |
| WILLIAMSTOWN | 0-9 | 1-5 | 1-6 | 0-15 | | | 0-9 | | | / |

| | P | W | D | L | Walk-over Goals Rec'd | Goals Con F | A | % | Pts |
|----------------------|--------------|--------------|--------------|--------------|--------------------------|------------------|------------------|--------------|-----|
| GLENROY | 5 | 4 | 1 | - | - | 27-3 | 900.00 | 9 | |
| MALVERN BLACK | 5 | 4 | 1 | - | - | 30-4 | 428.67 | 9 | |
| SURREY PARK | 5 | 4 | 1 | - | - | 18-5 | 360.00 | 9 | |
| ASSOCIATION | 5 | 2 | 1 | 2 | - | 16-9 | 177.78 | 5 | |
| M.H.S.O.B. | 5 | 2 | 1 | 2 | - | 17-10 | 170.00 | 5 | |
| S.A.B.H. | 5 | 2 | 1 | 2 | - | 18-14 | 128.67 | 5 | |
| CAULFIELD | 5 | 2 | 1 | 2 | - | 14-17 | 82.35 | 4 | |
| CHADSTONE | 5 | 2 | 1 | 2 | - | 14-20 | 70.00 | 4 | |
| CHADSTONE | 5 | 2 | 1 | 2 | - | 14-20 | 70.00 | 4 | |
| MALVERN RED | 5 | - | - | 5 | - | 4-30 | 13.33 | - | |
| WILLIAMSTOWN | 5 | - | - | 5 | - | 2-44 | 4.55 | - | |

1st SEMI-FINAL

GLENROY ✓ SURREY PARK 1-3

2nd SEMI-FINAL

MALVERN BLACK ✓ ASSOCIATION 7-0


FINAL

SURREY PARK ✓ MALVERN BLACK 2-1

WINNER: SURREY PARK

| ASSOCIATION | CAULFIELD | CHADSTONE BEARS | CHADSTONE GIANTS | COBURG | MALVERN | M.H.S.O.B. | SURREY PARK | WILLIAMSTOWN CITY | WILLIAMSTOWN FEARON |
|---------------------|---------------|-----------------|------------------|--------------|--------------|---------------|--------------|-------------------|---------------------|
| ASSOCIATION | 11.16 0-13 | 11.16 0-8 | 11.16 1-3 | / | / | / | 12.16 0-6 | / | 12.16 0-9 |
| CAULFIELD | 11.16 12-0 | 11.16 4-5 | / | / | 12.16 3-2 | 11.12 6-0 | / | 11.12 6-2 | / |
| CHADSTONE BEARS | 10.16 8-0 | 11.16 5-4 | 11.16 10-1 | 11.16 2-5 | / | / | 11.16 3-0 | / | / |
| CHADSTONE GIANTS | 11.16 3-1 | 11.16 1-10 | / | / | 11.16 1-1 | 11.16 0-5 | / | 11.16 0-5 | / |
| COBURG | / | 11.16 5-2 | / | / | 11.16 2-5 | 11.16 2-0 | / | 11.16 4-3 | 11.16 1-7 |
| MALVERN | / | 11.16 2-3 | 11.16 1-1 | 11.16 5-3 | / | / | 11.16 2-4 | / | 11.16 2-6 |
| M.H.S.O.B. | / | 11.16 0-6 | 11.16 5-0 | 11.16 0-2 | / | / | 11.16 3-4 | / | 11.16 0-10 |
| SURREY PARK | 11.16 6-0 | 11.16 0-3 | / | / | 11.16 4-2 | 11.16 4-3 | / | 11.16 3-2 | / |
| WILLIAMSTOWN CITY | / | 11.16 2-6 | 11.16 5-0 | 11.16 3-4 | / | / | 11.16 2-3 | / | 11.16 0-5 |
| WILLIAMSTOWN FEARON | 11.16 4-0 | / | / | 11.16 7-1 | 11.16 6-2 | 11.16 10-0 | / | 11.16 5-0 | / |

| | T | W | D | L | WALK-OVER | | GOALS | | % | PTS |
|---------------------|---|---|---|---|-----------|-----|-------|-----|--------|-----|
| | | | | | Rec'd | GVN | F | A | | |
| WILLIAMSTOWN FEARON | 5 | 5 | - | - | - | - | 27 | -3 | 1233.3 | 10 |
| CAULFIELD | 5 | 4 | - | 1 | - | - | 22 | -9 | 355.6 | 8 |
| CHADSTONE BEARS | 5 | 4 | - | 1 | - | - | 28 | -10 | 280.0 | 8 |
| SURREY PARK | 5 | 4 | - | 1 | - | - | 17 | -10 | 170.0 | 8 |
| COBURG | 5 | 3 | - | 2 | - | - | 15 | -17 | 83.2 | 6 |
| MALVERN | 5 | 1 | 1 | 3 | - | - | 12 | -17 | 70.6 | 3 |
| CHADSTONE GIANTS | 5 | 1 | 1 | 3 | - | - | 5 | -22 | 22.7 | 3 |
| WILLIAMSTOWN CITY | 5 | 1 | - | 4 | - | - | 12 | -18 | 66.7 | 2 |
| M.H.S.O.B. | 5 | 1 | - | 4 | - | - | 8 | -22 | 36.4 | 2 |
| ASSOCIATION | 5 | - | - | 5 | - | - | 1 | -39 | 2.5 | - |



JUNIOR SIX-A-SIDE COMPETITION

E GRADIE

| | ALTONA | CAULFIELD | CHADSTONE | COBURG | ESSENDON | FOOTSCRAY | MALVERN | SURREY PARK | U.H.S.O.B. | WILLIAMSTOWN |
|--------------|-------------|------------|-----------|--------|----------|-----------|---------|-------------|--------------------|--------------|
| ALTONA | / | 2-1 2/0 | / | W/O | / | / | / | 0-1 W/O | 11-0 5-1 W/O | 2-0 W/O |
| CAULFIELD | 2-1 2/0 | / | 4-0 | / | 3-2 | 6-0 | 2-5 | / | / | / |
| CHADSTONE | / | 0-4 | / | 4-5 | / | / | 0-9 | 2-2 | / | 0-6 |
| COBURG | 10-1 W/O | / | 5-4 | / | 2-0 | 5-4 | 0-5 | / | / | / |
| ESSENDON | / | 2-3 | / | 0-2 | / | / | / | 1-5 | 5-0 | 1-3 |
| FOOTSCRAY | / | 0-6 | / | 4-5 | / | / | / | 3-4 | 2-4 | 1-9 |
| MALVERN | / | 5-2 | 4-0 | 5-0 | / | / | / | 5-0 | 0-1 | / |
| SURREY PARK | 1-0 W/O | / | 2-2 | / | 5-1 | 4-3 | / | 5-1 | / | / |
| U.H.S.O.B. | 11-0 W/O | / | / | / | 0-5 | 4-2 | 0-5 | 1-5 | / | / |
| WILLIAMSTOWN | 8-0 W/O | / | 6-0 | / | 3-1 | 4-1 | 1-0 | / | / | / |

SEMI-FINALS

WILLIAMSTOWN 5
MALVERN 4
SURREY PARK 1
CAULFIELD 7

2-2
4
1
7

FINAL

WILLIAMSTOWN 2
CAULFIELD 4

WINNER

CAULFIELD

| | P | W | D | L | Walk-over | | Goals | | % | Pts |
|--------------|---|---|---|---|-----------|-----|-------|----|-------|-----|
| | | | | | Rec'd | Gvn | F | A | | |
| WILLIAMSTOWN | 5 | 4 | - | - | 1 | - | 20 | 2 | 100.0 | 10 |
| SURREY PARK | 5 | 3 | 1 | - | 1 | - | 17 | 7 | 24.9 | 9 |
| MALVERN | 5 | 4 | - | 1 | - | - | 24 | 3 | 80.0 | 8 |
| CAULFIELD | 5 | 3 | - | 1 | 1 | - | 16 | 7 | 22.6 | 8 |
| COBURG | 5 | 3 | - | 1 | 1 | - | 13 | 13 | 100.0 | 8 |
| U.H.S.O.B. | 5 | 1 | - | 3 | 1 | - | 6 | 17 | 35.4 | 4 |
| ESSENDON | 5 | 1 | - | 4 | - | - | 9 | 13 | 69.2 | 2 |
| CHADSTONE | 5 | - | 1 | 4 | - | - | 6 | 26 | 23.1 | 1 |
| FOOTSCRAY | 5 | - | - | 5 | - | - | 10 | 28 | 35.7 | - |
| ALTONA | 5 | 4 | - | 0 | - | 5 | - | 5 | - | - |