

News Cuttings

# The VICTORIAN LACROSSE ASSOCIATION

## & SEASON 1926 &

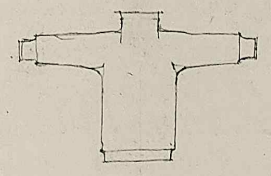
NO	CLUB	NO OF TEAMS	A	JNR A	B	C	D <sup>1</sup>	D <sup>2</sup>	PREMIERSHIP RUNNERS UP	SECTION
1	ADULT DEAF	2		1			1		PREMIERS (unbeaten)	Junior A
2	BOX HILL	3		1		1	1			
3	BRIGHTON	3	1		1		1		J. RUNNERS UP	"B" Section
4	CAULFIELD	4	1		1		1	1	PREMIERS. RUNNERS UP (Fearon Shield)	"B" Section D. Section
5	CANTERBURY	2	1			1				
6	COBURG	2		1	1				RUNNERS UP	Junior "A"
7	ESSENDON	2			1			1		
8	HAWTHORN	3	1	1				1		
9	HIGH SCHOOL	3		1		1		1	PREMIERS (Fearon Shield)	"D" Section
10	KOOYONG	3		1		1		1		
11	MALVERN	4	1	1		1	1		PREMIERS (3rd Year running) PREMIERS (Spooners Cup)	"A" Section "C" Section
12	SOUTH MELB (Presby)	1					1			
13	M.C.C.	1	1					X	RUNNERS UP	"A" Section
14	MIDDLE PARK	1					1			
15	NTH FITZROY	1				1			RUNNERS UP (Spooners Cup)	C Section
16	UNIVERSITY	3	1		1	1				
17	WILLIAMST'N	5	1	1	1	1		1		
18	Y. M. C. A.	1					1			
CLUBS		TEAMS	A	JNR A	B	C	D <sup>1</sup>	D <sup>2</sup>		
18	TOTALS	44	8	8	6	8	8	6		

: 1926 :

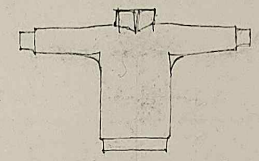
CLUB COLOURS REGISTER

: 1926 :

AUSTRALIA  
(International)



WEST AUSTRALIA



Green & Gold

CAULFIELD




Green & Gold.  
Black Knicker

HIGH SCHOOL



Maroon, Green & Black

NORTH FITZROY



Maroon

Royal Blue & Black

1927  
CAMBERWELL  
(Kooyong - Canterbury)



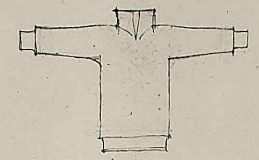
Royal Blue - Scarlet  
and White

VICTORIA



Dark Blue - White - V  
(Navy)

TASMANIA



CANTERBURY



1927  
(Blue & White)  
NON. CAMBERWELL CLUB  
combined with Kooyong

KOOYONG




1927  
(Light Blue)  
& Brown  
NON. CAMBERWELL with Canterbury

SOUTH MELBOURNE  
(Presbyterians)



Dark Blue, Gold - V  
(Dark knickers)

N.S.W




Pale Blue  
(Navy Knickers)

VICTORIAN (LOCAL)  
ADULT DEAF




Light Blue & Gold

COBURG




Dark Blue & White

MALVERN



Red & Black

UNIVERSITY



Black & Blue (Royal)

SOUTH AUSTR.



Chocolate & Turquoise  
Blue

Box Hill



Cardinal & Gold

ESSENDON



M.C.C.




Red, White & Blue.  
Black Knickers

WILLIAMSTOWN



Royal Blue & Gold

QUEENSLAND



Maroon & White

BRIGHTON



White & Grey

HAWTHORN



Chocolate & Gold

MIDDLE PARK



Brown & Blue

Y.M.C.A.



Green & Gold

4

A SECTION GOALS FOR & AGAINST • 1926 •

**A**  
Versus  
Points  
**B**  
Versus  
Points  
**C**  
Versus  
Points  
**D**  
Versus  
Points  
**E**  
Versus  
Points  
**F**  
Versus  
Points  
**G**  
Versus  
Points  
**H**  
Versus  
Points

TEAM	MAY					JUNE				
	1	8	15	22	29	5	12	19	26	
BRIGHTON	2-8	9-9	8-5	3-13	6-12	5-7	5-9	2-6	4-16	
	G	F	D	E	H	C	B	D	F	
	0	2	4	0	0	0	0	0	0	
CANTERBURY	6-6	5-27	7-12	7-15	5-9	2-16	9-5	6-7	0-19	
	D	E	C	F	G	H	A	C	E	
	2	0	0	0	0	0	4	0	0	
CAULFIELD	6-6	4-11	12-7	4-7	6-18	7-5	4-21	7-6	5-2	
	F	G	B	D	E	A	H	B	G	
	2	0	4	0	0	4	0	4	4	
HAWTHORN	6-6	6-14	5-8	7-4	2-15	5-10	7-7	6-2	5-5	
	B	H	A	C	F	E	G	A	H	
	2	0	0	4	0	0	2	4	2	
MALVERN	4-6	27-5	11-2	13-3	18-6	10-5	18-4	17-5	19-0	
	H	B	G	A	C	D	F	G	B	
	0	4	4	4	4	4	4	4	4	
M.C.C.	6-6	9-9	5-5	15-7	15-2	23-7	4-18	5-10	16-4	
	C	A	H	B	D	G	E	H	A	
	2	2	2	4	4	4	0	0	4	
UNIVERSITY	8-2	11-4	2-11	4-10	9-5	7-23	7-7	5-17	2-5	
	A	C	E	H	B	F	D	E	C	
	4	4	0	0	4	0	2	0	0	
WILLIAMSTOWN	6-4	14-6	5-5	10-4	12-6	16-2	21-4	10-5	5-5	
	E	D	F	G	A	B	C	F	D	
	4	4	2	4	4	4	4	4	2	

JULY

	3	10	17	24	31
	5-5	3-5	5-1	7-9	
	G	E	B	C	
	2	0	4	0	
	4-3	6-9	1-5	1-14	
	D	F	A	H	
	4	0	0	0	
	6-14	3-7	2-9	9-7	
	F	D	H	A	
	0	0	0	4	
	3-4	7-3	3-5	5-9	
	B	C	G	E	
	0	4	0	0	
	9-5	5-3	12-10	9-5	
	H	A	F	D	
	4	4	4	4	
	14-6	9-6	10-12	13-8	
	C	B	E	G	
	4	4	0	4	
	5-5	3-4	5-3	8-13	
	A	H	D	F	
	2	0	4	0	
	5-9	4-3	9-2	14-1	
	E	G	C	B	
	0	4	4	4	

Interstate Practice Match at Caulfield Cricket Ground Blues 12 Goals Whites 6 Goals

AUGUST

	7	Points	For	Goals Against
	9-6		76	111
	H			
	4	16		
	6-7		65	154
	G			
	0	10		
	9-14		84	122
	E			
	0	22		
	4-14		71	105
	F			
	0	18		
	14-9		186	68
	C			
	4	52		
	14-4		158	104
	D			
	4	38		
	7-6		83	105
	B			
	4	24		
	6-9		137	65
	A			
	0	44		

Semi-Final	FINAL	Grand Final	Replayed	Challenge	Final Position of Teams
Aug' 25	Sept' 4	Sept' 11	Sept 18	Sept 25	
					7 <sup>th</sup>
					8 <sup>th</sup>
					5 <sup>th</sup>
					6 <sup>th</sup>
					PREMIERS
					RUNNERS UP
					4 <sup>th</sup>
					3 <sup>rd</sup>

Totals of Home and Home Matches...

"A" Section

Club	P	W	D	L	Goals for	Goals against	Points
1 Malvern	19	15	2	2	233	110	64
2 M.C.C.	19	10	5	4	205	142	50
3 Williamstown	15	10	2	3	143	74	44
4 University	15	5	2	8	87	120	24
5 Caulfield	14	5	1	8	84	122	22
6 Hawthorn	14	3	3	8	71	105	18
7 Brighton	14	3	2	9	76	111	16
8 Canterbury	14	2	1	11	65	154	10

# JUNIOR 'A' SECTION

## GOALS FOR & AGAINST 19

TEAM	MAY								JUNE					JULY					AUGUST		Aug. Semifinal	Aug. Final	Goals		Position at end of Season
	1	8	15	22	29	5	12	19	3	10	17	24	31	Points	For	Against	7 <sup>th</sup>	14 <sup>th</sup>	For	Against					
<b>A</b> ADULT DEAF	8-7	21-1	14-5	11-8	12-4	23-1	21-1	13-5	15-7	30-1	17-6	12-7	25-3	238	59	18-6	11-10	267	75	Premiers (Unbeaten)					
Versus Points	G	D	H	C	F	B	E	H	F	D	G	C	E	56		G.	C	Point 64							
<b>B</b> BOX HILL	5-5	3-12	4-11	5-0	4-12	1-23	8-24	3-1	2-9	3-9	15-4	6-5	5-12	67	153					6					
Versus Points	E	C	F	D	H	A	G	F	H	C	E	D	G	18				Point 18	67		153				
<b>C</b> COBURG	8-1	12-3	12-4	8-11	4-7	7-2	14-2	10-3	7-11	9-3	7-3	7-12	7-3	127	67	12-1	10-11	149	79	Runners up					
Versus Points	F	B	E	A	G	D	H	E	G	B	F	A	H	40		H	A	Point 44							
<b>D</b> HAWTHORN	2-19	1-21	4-15	0-5	4-10	2-7	0-11	0-14	5-7	1-30	1-2	5-6	1-10	28	172					8					
Versus Points	H	A	G	B	E	C	F	G	E	A	H	B	F	0				Point 0	28		172				
<b>E</b> HIGH SCHOOL OLD BOYS	5-5	2-13	4-12	4-15	10-4	4-8	1-21	3-10	7-5	5-12	4-15	9-8	3-25	66	165					7					
Versus Points	B	F	C	G	D	H	A	C	D	F	B	G	A	14				Point 14	66		165				
<b>F</b> KOORYONG	1-8	13-2	11-4	2-3	4-12	8-7	11-0	1-3	7-15	12-5	3-7	10-1	10-1	97	78					5					
Versus Points	C	E	B	H	A	G	D	B	A	E	C	H	D	28				Point 28	97		78				
<b>G</b> MALVERN	7-8	17-5	15-4	15-4	7-4	7-8	24-8	14-0	11-7	7-10	6-17	8-9	12-5	160	93	6-18				3					
Versus Points	A	H	D	E	C	F	B	D	C	H	A	E	B	36		A		Point 36	166		111				
<b>H</b> WILLIAMSTOWN	19-2	5-17	5-14	3-2	12-4	8-4	2-14	5-13	9-2	10-7	2-1	1-10	3-7	96	102	1-12				4					
Versus Points	D	G	A	F	B	E	C	A	B	G	D	F	C	32		C		Point 32	97		114				

Totals for Home and Home Matches

Club	P	W	D	L	Goals for	Goals Against	Points
1 Adult Deaf	16	16	-	-	267	75	64
2 Coburg	16	11	-	5	149	79	44
3 Malvern	15	9	-	6	166	111	36
4 Williamstown	15	8	-	7	97	114	32
5 Kooyong	14	7	-	7	97	78	28
6 Box Hill	14	4	1	9	67	153	18
7 High School.O.B	14	3	1	10	66	165	14
8 Hawthorn	14	-	-	14	28	172	0

**B SECTION**

GOALS FOR & AGAINST • 1926 •

**A**  
Versus  
Points

**B**  
Versus  
Points

**C**  
Versus  
Points

**D**  
Versus  
Points

**E**  
Versus  
Points

**F**  
Versus  
Points

• TEAM •

MAY					JUNE				
1	8	15	22	29	5	12	19	26	
<b>BRIGHTON</b>									
6-9	13-6	2-7	4-6	6-7	10-3	4-3	5-6	4-5	
D	C	F	E	B	D	C	B	F	
0	4	0	0	0	4	4	0	0	
<b>CAULFIELD</b>									
6-6	20-7	15-2	11-8	7-6	9-4	11-5	6-5	5-2	
E	D	C	F	A	E	D	A	C	
2	4	4	4	4	4	4	4	4	
<b>COBURG</b>									
0-9	6-13	2-15	5-11	10-2	0-14	3-4	4-13	2-5	
F	A	B	D	E	F	A	E	B	
0	0	0	0	4	0	0	0	0	
<b>ESSENDON</b>									
9-6	7-20	4-6	11-5	2-15	3-10	5-11	2-2	4-15	
A	B	E	C	F	A	B	F	E	
4	0	0	4	0	0	0	2	0	
<b>UNIVERSITY</b>									
6-6	5-3	6-4	6-4	2-10	4-9	4-4	13-4	15-4	
B	F	D	A	C	B	F	C	D	
2	4	4	4	0	0	2	4	4	
<b>WILLIAMSTOWN</b>									
9-0	3-5	7-2	8-11	15-2	14-0	4-4	2-2	5-4	
C	E	A	B	D	C	E	D	A	
4	0	4	0	4	4	2	2	4	

JULY					AUGUST			Semi-Final	Final	Grand Final	Goals for	Goals against	Position of Team
3	10	17	24	31	7	Points for	Goals against	21 <sup>st</sup>	28 <sup>th</sup>	Sept 4 <sup>th</sup>	Points for	Points against	
<b>BRIGHTON</b>													
5-4	11-9	14-6	14-2	10-11	1-6	109	80	6-5	7-7	6-12			Runners Up
E	B	D	C	F	E			E	B	B			
4	4	4	4	4	0	32		4	2	0	38	128	104
<b>CAULFIELD</b>													
9-6	9-11	3-5	9-7	15-5	15-4	160	83	4-3	7-7	12-6			Premiers
F	A	E	D	C	F			F	A	A			
4	0	0	4	4	4	50		4	2	4	60	183	99
<b>COBURG</b>													
1-7	0-10	0-10	2-14	5-15	7-5	47	147						6 <sup>th</sup>
D	E	F	A	B	D								
0	0	0	0	0	4	8					8	47	147
<b>ESSENDON</b>													
7-1	4-2	6-14	7-9	5-17	5-7	79	140						5 <sup>th</sup>
C	F	A	B	E	C								
4	4	0	0	0	0	18					18	79	140
<b>UNIVERSITY</b>													
4-5	10-0	5-3	10-4	17-5	6-1	113	68	5-6					3 <sup>rd</sup>
A	C	B	F	D	A			A					
0	4	4	4	4	4	44		0			44	113	68
<b>WILLIAMSTOWN</b>													
6-0	2-4	10-0	4-10	1-10	4-15	94	69	3-4					4 <sup>th</sup>
B	D	C	E	A	B			B					
0	0	4	0	0	0	28		0			28	94	69

Totals for Home & Home Matches.

CLUB	P	W	D	L	Goals for	Goals against	Points
1 Caulfield	18	14	2	2	183	99	60
2 Brighton	18	9	1	8	128	104	38
3 University	16	10	2	4	113	68	44
4 Williamst'n	16	6	2	8	94	69	28
5 Essendon	15	4	1	10	79	140	18
6 Coburg	15	2		13	47	147	8

C SECTION

GOALS FOR & AGAINST • 1926 •

• TEAM •

MAY JUNE

A Versus Points	CANTERBURY	MAY					JUNE				
		1	8	15	22	29	5	12	19	26	
B Versus Points	BOX HILL	6-14	1-13	8-3	3-12	1-16	17-7	6-20	4-16	0-19	
C Versus Points	HIGH SCHOOL OLD BOYS	14-6	14-12	5-17	5-27	8-13	7-17	5-16	10-28	3-35	
D Versus Points	KOORYONG	4-9	1-1	5-5	21-3	16-1	1-8	16-5	4-5	35-3	
E Versus Points	MALVERN	9-4	23-2	11-9	11-8	W.O	8-1	20-6	28-10	19-0	
F Versus Points	NORTH FITZROY	12-1	13-1	17-5	8-11	3-10	15-2	8-1	5-4	4-2	
G Versus Points	UNIVERSITY	1-12	12-14	3-8	3-21	W.O	2-15	1-26	2-12	1-27	
H Versus Points	WILLIAMSTOWN	6-5	2-23	5-5	12-3	13-8	Walkover from	1-8	12-2	2-4	

JULY AUGUST

Points	Goals		AUG Semi Final 7th	AUG Final 14th	Grand Final 21st	Goals			Position at end of Season				
	For	Against				Point	For	Against					
9-8	4-10	28-1	Walkover from	4-14		165	65		5th				
2	0	4		4				32	165	65			
Walkover to	5-14	1-28		0-18	0-22	52	202						
3-18	0-18	1-20	Walkover to	Walkover from		75	227						
8-8	14-5	8-3		26-1	7-11	166	68	7-13					
2	4	4		4	0			34	166	68			
5-1	13-6	20-1		12-4	14-4	203	56	13-7	6-9	5-4			
4	4	4		4	4	56			64	227	76		
Walkover from	10-4	3-8		4-12	Walkover from	102	61	7-6	9-6	4-5	Runners Up		
4	4	0		0	4	40		4	4	0	48	122	78
3-3	6-13	9-11		1-26	22-0	81	188						
4	0	0		0	4	8					8	81	188
1-15	18-0	11-9		18-0	11-7	112	89	6-7					
0	4	4		4	4	38		0			38	112	89

Totals for Home & Home Matches.

CLUB	P	W	D	L	For	Against	Point
1 Malvern	17	16	-	1	227	76	64
2 Nth Fitzroy	17	12	-	5	122	78	48
3 Williamstown	15	9	1	5	112	89	38
4 Kooyong	15	7	3	5	166	68	34
5 Canterbury	14	7	2	5	165	65	32
6 University	14	2	-	12	81	188	8
7 Box Hill	14	2	-	12	52	202	8
8 High School	14	2	-	12	75	227	8

3rd

12 'D' SECTION (DIV. 1)		GOALS FOR & AGAINST										1926							
TEAM		MAY					JUNE					Points for Goals against		Points for Goals against		Position			
		1	8	15	22	29	5	12	19	26									
A Versus Points	ADULT DEAF	17-2	22-9	12-2	6-7	5-6	3-9	19-4	11-1	9-4	4	4	4	0	0	0	4	4	4
		E	G	H	F	D	C	G	B	D									
B Versus Points	BOX HILL	0-20	6-10	1-20	15-5	4-5	6-7	4-16	1-11	17-10	0	0	0	4	0	0	0	0	4
		F	D	C	E	G	H	D	A	H									
C Versus Points	BRIGHTON <small>(Credited with 4 points for Bye)</small>	8-10	BYE	20-1	16-1	6-5	9-3	17-0	4-6	5-5	0	4	4	4	4	4	4	0	2
		D		B	G	E	A	H	F	E									
D Versus Points	CAULFIELD	10-8	10-6	12-2	20-4	6-5	5-5	16-4	11-4	4-9	4	4	4	4	4	2	4	4	0
		C	B	E	H	A	F	B	G	A									
E Versus Points	MALVERN	2-17	1-29	2-12	5-15	5-6	4-20	1-13	7-7	5-5	0	0	0	0	0	0	0	2	2
		A	F	D	B	C	G	F	H	C									
F Versus Points	MIDDLE PARK	20-0	29-1	24-0	7-6	19-2	5-5	13-1	6-4	26-1	4	4	4	4	4	2	4	4	4
		B	E	G	A	H	D	E	C	H									
G Versus Points	Y.M.C.A. <small>(Credited with 4 points for Bye)</small>	BYE	9-22	0-24	1-16	5-4	20-4	4-19	4-11	10-17	4	0	0	0	4	4	0	0	0
			A	F	C	B	E	A	D	B									
H Versus Points	SOUTH MELB <sup>NE</sup> (PRESBYTERIAN)			2-12	4-20	2-19	7-6	0-17	7-7	1-26				0	0	4	0	2	0
				A	D	F	B	C	E	F									

13		GOALS FOR & AGAINST										1926					
TEAM		JULY					AUGUST					Points for Goals against		Points for Goals against		Position	
		3	10	17	24	31	Points for Goals against	Points for Goals against									
A Versus Points	ADULT DEAF	17-2	6-2	14-3	20-0	12-4	173	55	44	173	55	3					
		H	F	C	E	B											
B Versus Points	BOX HILL	0-21	10-4	7-6	6-3	4-12	81	150	20	81	150	6					
		F	E	H	C	A											
C Versus Points	BRIGHTON <small>(Credited with 4 points for Bye)</small>	4-8	2-4	3-14	3-6	0-11	97	74	26	97	74	4					
		G	D	A	B	F											
D Versus Points	CAULFIELD	23-0	4-2	4-2	11-6	8-3	144	60	50	144	60	Premiers of D1 Section to Play off with High School for the Fearon School					
		E	C	F	H	G											
E Versus Points	MALVERN	0-23	4-10	3-13	0-20	4-11	43	201	4	43	201	8					
		D	B	G	A	H											
F Versus Points	MIDDLE PARK	21-0	2-6	2-4	15-4	11-0	200	34	46	200	34	Runners Up					
		B	A	D	G	C											
G Versus Points	Y.M.C.A.	8-4	8-4	13-3	4-15	3-8	89	151	24	89	151	5					
		C	H	E	F	D											
H Versus Points	SOUTH MELB <sup>NE</sup> (PRESBYTERIAN)	2-17	4-8	6-7	6-11	11-4	52	154	10	52	154	7					
		A	G	B	D	E											

NOTE: - See Results for Fearon Shields on NEXT PAGE

Clubs	P.	W.	D.	L.	for	Best	Points
1. Caulfield	15	13	1	1	149	64	54
2. Middle Park	15	11	1	3	204	39	46
3. Adult Deaf	14	11	-	3	173	55	44
4. Brighton	14	6	1	7	97	74	26
5. Y.M.C.A.	14	6	-	8	89	151	24
6. Box Hill	14	5	-	9	81	150	20
7. South Melb. Pres <sup>by</sup>	12	2	1	9	52	154	10
8. Malvern	14	-	2	12	43	201	4

14		D SECTION (DIV.2) GOALS FOR & AGAINST 1926									
TEAM		MAY					JUNE				
		1	8	15	22	29	5	12	19	26	
A Versus Points	CAULFIELD	0-23	0-47	7-7	3-37	1-40	2-35	1-25	0-15	3-8	
		B	D	E	C	B	G	C	B	D	
		0	0	2	0	0	0	0	0	0	
B Versus Points	ESSENDON	23-0	9-1	9-3	7-4	40-1	6-7	6-4	15-0	8-7	
		A	C	G	E	A	D	E	A	C	
		4	4	4	4	4	0	4	4	4	
C Versus Points	HAWTHORN	13-4	1-9	2-20	37-3	6-12	9-9	25-1	4-14	7-8	
		E	B	D	A	G	E	A	G	B	
		4	0	0	4	0	2	4	0	0	
D Versus Points	HIGH SCHOOL	23-0	47-0	20-2	6-9	18-1	7-6	15-5	26-3	8-3	
		G	A	C	G	E	B	G	E	A	
		4	4	4	0	4	4	4	4	4	
E Versus Point	KOORYONG	4-13	3-17	7-7	4-7	1-18	9-9	4-6	3-26	3-16	
		C	G	A	B	D	C	B	D	G	
		0	0	2	0	0	2	0	0	0	
F Versus Point	MELBOURNE	BYE									
		TEAM WITHDRAWN (Did not commence season)									
G Versus Points	WILLIAMSTOWN	0-23	17-3	3-9	9-6	12-6	35-2	5-15	14-4	16-3	
		D	E	B	D	C	A	D	C	E	
		0	4	0	4	4	4	0	4	4	
<b>'D' SECTION FINAL FOR FEARON SHIELD</b>											
		Final Aug 21 <sup>st</sup>	2 <sup>nd</sup> Final Aug 28 <sup>th</sup>	Points for	Goals against						
HIGH SCHOOL (PREMIERS. D2)		7-7 v. Caulfield	12-5 Caulfield			PREMIERS. (Holders of Fearon Shield)					
		2	4	6	19						
CAULFIELD (PREMIERS D1)		7-7 v. High School	5-12 High School			RUNNERS UP.					
		2	0	2	12						
SEASON'S TOTAL											
Premiers	Club	P	W	D	L	for	Agst	Points			
D <sup>2</sup> Sect <sup>n</sup>	1 High School	18	16	1	1	289	59	66			
D <sup>1</sup> "	2 Caulfield	17	13	2	2	161	83	56			

15		GOALS FOR & AGAINST 1926														
		JULY					AUGUST									
		3	10	17	24	31	7	Points	Goals For	Goals Against	Aug <sup>1</sup> Semi-final 14 <sup>th</sup>	Points	Goals for	Goals against		
	CAULFIELD	1-6	2-15	2-9	0-15	2-10	5-6		29	298			2	29	298	
		E	G	D	G	E	C									
		0	0	0	0	0	0	2								
	ESSENDON	2-4	0-11	11-5	16-0	5-8	2-3		159	58			40	159	58	
		G	D	G	E	D	G									
		0	0	4	4	0	0	40								
	HAWTHORN	3-22	13-0	5-11	4-19	4-17	6-5		139	154			22	139	154	
		D	E	B	D	G	A									
		0	4	0	0	0	4	22								
	HIGH SCHOOL	12-3	11-0	9-2	19-4	8-5	17-0		256	43		14-4 G	4	60	270	47
		C	B	A	C	B	E									
		4	4	4	4	4	4	56								
	KOORYONG	5-1	0-13	2-19	0-16	10-2	0-17		56	187			12	56	187	
		A	C	G	B	A	D									
		4	0	0	0	4	0	12								
Totals for Home & Home Matches																
		Club	P	W	D	L	Goals for	Agst	Points							
1		High School	16	15	-	1	270	47	60							
2		Williamstown	16	12	-	4	188	97	48							
3		Essendon	15	10	-	5	159	58	40							
4		Hawthorn	15	5	1	9	139	154	22							
5		Kooyong	15	2	2	11	56	187	12							
6		Caulfield	15	-	1	14	29	298	2							

Position

⑥

③

④

Premiers D<sup>2</sup> Section to play off with Caulfield for Fearon Shield.

⑤

Runners Up. D<sup>2</sup> Section.



ADULT DEAF INDIVIDUAL GOALTHROWERS.

Table with columns for SECTION, PLAYER, MAY, JUNE, JULY, AUGUST, and Totals. Rows include players like Puddy H., Rees F., Owen L., etc.

Semi-final Final

Table with columns for SECTION, BOX HILL, and Totals. Rows include players like Coventry F., Bird J., Allingham R., etc.

BRIGHTON INDIVIDUAL GOALTHROWERS.

Table with columns for PLAYER, MAY, JUNE, JULY, AUGUST, SEPT, and Totals. Rows include players like Rainbow R.L., Jamieson W., Beech A., etc.

Table with columns for CAULFIELD and Totals. Rows include players like Trainor F., Keogh, Gibbs R., etc.

CANTERBURY

INDIVIDUAL GOAL THROWERS.

Table with columns: Section, Players, May (1-22), June (29-3), July (10-17), August (24-31), Totals. Includes players like Grant, Chambers, Webster, etc.

COBURG

Table with columns: Section, Players, May, June, July, August, Totals. Includes players like Thornton, Pascoe, Marshall, etc.

INDIVIDUAL GOAL THROWERS.

Table with columns: Players, MAY (1-22), JUNE (29-3), JULY (10-17), AUGUST (24-31), Totals. Includes players like Cohen, Dabb, Harris, etc.

HAWTHORN

Table with columns: Players, MAY, JUNE, JULY, AUGUST, Totals. Includes players like Ferguson, Doddsburn, Clark, etc.

(omitted) Interchange

(Cont'd)

HIGH SCHOOL (Old Boys) INDIVIDUAL GOALTHROWERS.

Table with columns for Section, Players, MAY, JUNE, JULY, AUGUST, and Totals. Rows include players like May K, Ellis, Swain, Allen, Bull, Clarke, Smith, May G, Sheridan, Dean, Emslie, Cook, Hadley, May F, Wood, Miller, Kirsner, Price R, Mc Lachlan, Thomas, Substitute, Dobb, Lemon, Lee, Brown, Winter, Foxford, Cairns, Homes, Stevens, and the KOOYONG section with players like Coy M.F, Sparrow, McIntyre, Eager, Coleman, Dobbie, Thompson, Gibbon, Bayne, Hill, Thompson, Switte, Mullen, Shann, Bellaire, Griffiths, Drakinson, Field, Raven, Gardner, Cantwell, Orr, Vance, Coy F, Murrells, Stone, Berthon, Melville, Robson, Brooks, Marshall, Cameron, James.

MALVERN INDIVIDUAL GOALTHROWERS.

Table with columns for Players, MAY, JUNE, JULY, August, Sept, and Totals. Rows include players like Beatrice Jack, Baxter F, Harrison A, Page, Armstrong G.C, Armstrong R.W, Bestie H, Horton S, Mac Guy, Lansbury F, Woods A, Ramsay G, Mc Gill, Heyward R, Webb L, Coldstream R, Brierley R, Healy V, Edwards W, Harrison D, Evans R, Kay C, Waring L, Knowles G, Geddes A, Armstrong A, Turnbull T, Garner E, and the M.C.C. section with players like Douglas C, Totton A, Hands A, McIndoe G, Wright G, Towler V, Diggle, Davis L, McIndoe A, Turnbull E, Jarvie, Lampard H, Water W.

22 MIDDLE PARK. INDIVIDUAL GOAL THROWERS

Section	Players	MAY				JUNE				JULY				AUGUST		Totals		
		1	8	15	22	29	5	12	19	26	3	10	17	24	31		7	14
D.1	Kaye .F	6	2	5	2	3	2	3	1	3	7	1	1	4	2	1	1	44
"	Kaye .E	3	3	7		7	1	3	3	6	7	1	1	7	5	1	1	56
"	Chandler .C	3	2						4	5				2			16	
"	Rickie .J	1	1	3	1	2	1	2	1	2							15	
"	Mohon .A	4	2			1	2		7	1				2			19	
"	Blackmore .C	3	5	5		5	3	1	5								27	
"	Davey .T	6															6	
"	Hallingsworth .W	2	3			1								1	1		8	
"	Robertson .A	2															2	
"	Conway .A	1															1	
"	Martin .W	1															1	
"	Kaye .H	2															2	
"	Dangerfield .D		1	4		1							2	1	1		10	
"	Bennett .G												1				1	

Section	INTH FITZROY															Totals	
C	Mercer .E	1	2				1	2							1		7
"	Hudson .A	4	6	6	2	2	3	3			2				1	5	35
"	Saunders .V	2							1								3
"	Heweston .H	1	2	4	1	3	4	1	1		4	1	2	2	2	2	28
"	Clarke .D	2	1	6	2	3	1	1			6	1	2	1	1		27
"	Clarke .B	2	2			6							2	2			16
"	Dent .H	1											1				2
"	Mustard .L	1															1
"	Lake .J		1				1										2
"	Mercer .E						1								1		2
"	Cole .C						1										1

UNIVERSITY INDIVIDUAL GOAL THROWERS 23

Sec	Players	MAY				JUNE				JULY				AUGUST				Totals
		1	8	15	22	29	5	12	19	26	3	10	17	24	31	7	14	
A	Searls .J.R	5	2		1	3	3	2	1	2	2	3	1	3				33
"	Davis .R	1	5	1	1	3		2	2		1	1	1	4				26
"	McKillop .W	1	3	1	1			2			1							11
"	Grant .L	1				1		2		1								11
B	Mullin	2	1	2	1		1	1	5	2	3	3	1	x	1			24
"	Liversey	3			1	1	4	2	1	2	2							16
"	McKean	1	1	2	2			4	3	2	2	1	7	1	x	3		27
C	Davis	1	2	1	1		1	1		2	3	1	5					18
"	Worcester	3	2	1			2		1	1	1	1	2					19
"	Jarrett	1									2	1						4
C	Bartram	1																1
"	Price	2	1															3
"	Cameron	1																1
"	Hagger	6	2	1		1	1	5	2	1	2					1		22
"	Kenny		1	1			1			2	2	2	3					12
B	Blitz				1		1		5	1	1	2	4	1	1	x		17
A	Russell .W.M.C.					1	3	1										6
B	Nelson					2	1				1							4
B	Glenn					1												1
B	Bainbridge							3		1								4
"	Green							1										1
C	Williams								1				3			x		4
B	Macdonald									1								1
C	Muntz									4	2	2				x		9
"	Clayfield									5				10		x		15
"	Grey										1			2		x		3
"	Faul										1			1		x		2
"	Bowen											1						1
"	Sherman											1						1

Section	WILLIAMSTOWN															Totals		
A	Read .R	2	6	1	2	5	10	2	1	1	2		1	2			46	
"	Murray .A	1	5	2	2		3	2	1		2			2			18	
"	Wilson .A	1	2	1	1	1	1		1	1	1	1				11		
"	Schmidt .R	1	1				1	1			1					6		
"	Sayers .G	1		1	1	4					2	1	1			13		
"	Folley	5				3		2	3							13		
"	Willon .H	5	2	3		4		3	4	1						22		
"	Philips	5	1	1	1	1	4			3						16		
"	Jenkins	1	1			4	1	1	2	1	1	1				13		
"	Clark	3	1	2		1		1	1	1						10		
B	Lowe .G	2	2			3	1									9		
"	Wallace .S	5	1	5	4	1	1			1						18		
"	Walton .L	1	3	3	2	5	4	1	1	1	4	1	3	1		30		
"	Willis	1		1												2		
C	Barty .M	2	1	1		2		1		2	2	2	x	1		12		
"	Hart .H	1	2	2	4			1	1	3	1					15		
"	Davey .J	1	2													3		
"	Emmerson .H	1	1			5	1	2		5	5	2	1	x		23		
"	Norgate .J	1														1		
D <sup>2</sup>	Wallace .E	7	2			9	1	3	1	3	1	3	3	x		33		
"	Fowler .A	5	1	3		6	7	1	2	3	1	3	2	3	5	2	1	45
"	Roy .F	2				1				3	2	1				x		9
"	Crook .C	1	4			2	2			2	2	1	1					16
"	Foulis .G	1				1												2
"	Livingston .J	1					1	5	2	1	3	2						16
A	Claringbold		1	1		3				6	5	3						21
B	Holdsworth .J		1															1
C	Smith .N	1	5	2	2	2				1	2	1						16

24 WILLIAMSTOWN (Cont'd) INDIVIDUAL GOALTHROWERS

Section	Players	MAY				JUNE				JULY				AUGUST				Totals	
		1	8	15	22	29	5	12	19	26	3	10	17	24	31	7	14		21
A.	Joel			1	2	2	8	3	1	1				2					21
"	Hild A			2	2	3	3	3	2	1	3			1					21
B.	Green			1															1
C.	Roper			1				3	2	4	2			4	1				21
D <sup>2</sup> C.	Hick J			2		4	4	1	1	2	1	1		1					12
D <sup>1</sup> A	Ferris					3				1	2	1	1						13
B.	Calcutt G					1	3						1	1					6
C	Hart D					1				2				1					5
D <sup>2</sup>	Penrose					1		2	1	2	1	5		1					13
"	Orxon									2	1	5	7	5	4				37
C	Hick N			2	2				2	3		1	2						12
B.	Inglis C					1													1
C.	Bliss							2	1								2		5
C.	Rankin							1						3	2				6
D <sup>2</sup>	Barty K							1			1								2
"	Payne A							1											1
D <sup>1</sup> A	Cook								2		1	1	1						5
C.	McLean										1								1
D <sup>2</sup>	Jones										1	1							2
"	Murrie										1	3	1						5
A	Deacon										1								1

Section	Y.M.C.A	1	8	15	22	29	5	12	19	26	3	10	17	24	31	Totals
D-1	Maltby J	1														6
"	Williams E		2				2				3	2	2	1	1	13
"	Nuckey J		1						7		2	2				7
"	Kingsland			1					1		2	2	1			6
"	Nichols						11	3	2	6	5	1	3	3	1	35
"	Todd						2	1	1							4
"	Hymans						2	1	1		1	4				9
"	Rankin						1				1					2
"	Barnhill						1									1
"	Clough						1									1

SOUTH MELBOURNE (Presbyterian) INDIVIDUAL GOALTHROWERS 25

D <sup>1</sup> Players	MAY				JUNE				JULY				AUGUST				Totals	
	1	8	15	22	29	5	12	19	26	3	10	17	24	31	7	14		21
Jaryie... W.			2	4		1	2	1	2	2	2	2	1					19
Walsh E					2	5	1	1	1	1	1	1	2					14
Starling J					1										2			4
Walsh W							1									2		6
McCallum W								1										1
Brown L											1	1			1			4
Coombo G																	2	2
Coombe A																		2

MALVERN (Cont'd)		see	page 21	Totals
D-1	Chambers	1		1
"	Hill	1		1
D-1	Substitute	2		2
D-1	Howeth	1		1
D-1	McDonald	2	3 2 1	8
D-1	Smith M	1		1
C	Coore J	1	2 1	4
D-1	Clappo A	2	1 3 1	9
D-1	Horton	1	8	1
"	Unkinstein	2	5 1 1 2 1	14
C	Peagram G	1	1	2
"	Pollard	1		1
D-1	Brown H	1		1
D-1	Good J	1		1

HANTHORN (Cont'd)		Totals
D-1	Hamilton T	1
"	Ashby	1
D-1	Elliot	1

CAULFIELD GOALTHROWERS. (Cont'd from Page 17)

Section	Player	No. 24	JUNE			JULY			AUGUST			Totals					
			5	12	19	20	3	10	17	24	31		7	14	21	28	4
A	Kershaw L	4	.	1	.	.	1	.	1	.	.	.	1	.	.	.	8
D <sup>2</sup>	Substitute		2	.	.	.	.	.	.	.	.	.	.	.	.	.	2
B	Drew W		.	.	.	1	.	.	.	.	.	.	.	.	.	.	1
B	Jennings		.	.	.	1	2	1	2	3	1	2	1	3	2	.	18
A	Murrowood		.	.	.	.	.	1	.	.	.	.	.	.	.	.	1
A	Floyd		.	.	.	.	.	1	.	.	.	.	.	.	.	.	1
B	Sutton N		.	.	.	.	.	.	.	.	1	.	.	.	.	.	1
D <sup>2</sup>	Cartledge		.	.	.	.	.	.	.	.	.	3	.	.	.	.	3

Brighton (Cont'd)

Section	Player	Section	Player	Totals
D <sup>1</sup>	Cox H			2
B	Clements M			6

Kooyong (Cont'd)

Section	Player	Totals
A	Davies L	8
C	Walker	3
D <sup>2</sup>	Riley	1
	Rilish	1

5<sup>TH</sup> INTERSTATE CARNIVAL - ADELAIDE Aug. 11<sup>th</sup> - 21<sup>st</sup> 1926 27


STATE	AUGUST 1926					Goals Played	Won	Lost	Goals for	Points	Rank	Final Position
	12 <sup>th</sup>	14 <sup>th</sup>	17 <sup>th</sup>	19 <sup>th</sup>	21 <sup>st</sup>							
A NEW SOUTH WALES	8-14	2-7	6-4	6-4	BYE							3 <sup>rd</sup>
B QUEENSLAND	BYE	0	0	0	0	4	0	4	12	51	0	5 <sup>th</sup>
C SOUTH AUSTRALIA	18-3	7-2	22-3		13-8							Winners Garland-McHarg Cup
D VICTORIA	14-8	12-3		15-2	8-13							Runners Up
E WESTERN AUSTRALIA	3-18		4-6	2-15	11-2							4 <sup>th</sup>

Goalthrowers during Carnival Games

State	Player	August 1926					State	Player	August 1926					FINAL RESULTS IN ORDER OF MERIT						
		12	14	17	19	21			17	19	21	19								
Vic	Beattie (Capt.) J	5	.	.	3	4	12	W.A	Hubert. oer	1	.	3	4	S.A.	4	4	-	60	16	16
"	Gibbs R	3	.	.	.	.	3	"	Simmons. n	.	.	3	3	VIC	4	3	1	49	26	12
"	Read RS	3	3	.	3	1	10	S.A	Sutherland F	6	.	.	6	N.S.W	4	2	2	22	29	8
"	Heyward R	1	.	.	.	1	2	W.A	Hutchinson I	.	.	2	3	W.A.	4	1	3	20	41	4
"	Wright GA	1	1	.	.	3	5	N.S.W	Wallace. W	.	.	1	1	Qld	4	-	4	12	51	-
"	Claringbould A	1	1	.	.	.	2	"	Harrison. L	.	.	1	1	State. P W L Goals for						
N.S.W	Fletcher	3	.	.	1	.	4	Qld	Morton. J	.	.	1	1	Goals for						
"	Heine V	3	2	3	3	.	11	"	Farquhar. E	.	.	1	1	Goals for						
"	Holland F	2	.	3	.	.	5	"	Dean. F.E	.	.	1	1	Goals for						
S.A	Noel W	5	.	.	.	.	7	Leading Goalthrowers of each State					GARLAND-McHARG CUP							
"	White GA	4	2	3	.	.	10	S.A.	Auld P.H.	Capt.	13		State	Year	Where played					
"	Auld (Capt.) P.H.	3	2	5	.	3	13	Vic	Beattie. J.	Capt.	12		Victoria	1910	Adelaide					
"	Harbison A.J.	3	.	4	.	1	8	N.S.W	Heine. V	Capt.	11		"	1912	Melbourne					
"	Thompson M	2	1	3	.	.	6	Qld	Hubberd. E	Capt.	7		S.A.	1920	Sydney					
"	Cocks A	1	2	1	.	1	5	W.A	Hickey. CEM	Capt.	6		"	1923	Brisbane					
W.A	Levitzki E	2	.	1	1	.	4	Vic	Knocked in	.	2		"	1926	Adelaide					
"	Hickey (Capt.) CEM	1	.	1	1	3	6													
Vic	Ferguson R	.	3	.	2	1	6													
"	Soyers GA	.	2	.	.	.	2													
"	Totton A	.	1	.	1	.	2													
"	Worcester R	.	1	.	1	1	3													
Qld	Hubberd E	.	3	.	3	.	7													
"	Flavel	.	.	.	1	1	2													
Vic	Knocked in	.	.	.	2	.	2													

~~Highest~~ 1926  
Leading Goalthrowers of each Club

Player	Club	Section	Goals
Beattie J.	Malvern	A	138
May G.	High School	D <sup>2</sup>	100
Puddy H.	Adult Deaf	Jnr. A	76
Kaye E.	Mid. Park	D <sup>2</sup>	56
Wright G.	M.C.C.	A	51
Read R.	Williamstown	A	46
Wilkins H.R.	Canterbury	C	45
Holdsworth E.	Brighton	B	40
Swainder K.	Hawthorn	D <sup>2</sup>	40
Nichols	Y.M.C.A.	D <sup>1</sup>	35
Hudson A.	N <sup>th</sup> Fitzroy	C	35
Pascoe C.	Coburg	Jnr. A	35
Watson M.	Coburg	Jnr. A	35
Searls J.R.	University	A	33
Church B.	Caulfield	B	33
Payne R.	Essendon	D <sup>2</sup>	31
Brooks J.	Kooyong	C	28
McIntyre J.	Kooyong	C	28
Carrie W.	South Melb Presbyterians	D <sup>1</sup>	19
Marshall H.	Box Hill	D <sup>1</sup>	17

5<sup>th</sup> INTERSTATE CARNIVAL — ADELAIDEAugust 12<sup>th</sup> — 21<sup>st</sup> 1926(REPORTS — PHOTO<sup>s</sup>, etc)

ALL AUSTRALIAN  
**LACROSSE CARNIVAL**

JUBILEE OVAL,  
ADELAIDE, S.A.

August 12th, 14th,  
17th, 19th & 21st,  
1926

Two Games each day, 1 p.m. and 3 p.m.

**Official Programme and Guide**

Issued by  
**SOUTH AUSTRALIAN LACROSSE ASSOCIATION**  
A. BERTRAM COX, Hon. Sec.

Lee, Rule & Co., Ltd., Printers—9606