

PART 2 in 1955 Book
STOCK BOOK (T.A.)
1956 1956

A. SECTION

CAULFIELD

COBURG

MALVERN 'BLACK'

	Team	Apr/Pr	Total	Aprs against	Total	Average	Result	Points	Total	Position	Team	Apr/Pr	Total
April 14	MALVERN 'BLACK'	5	5	15	15	33.3	LOST	-	-	9th	MALVERN 'BLACK'	10	10
21	MALVERN 'BLACK'	8	13	18	33	39.4	LOST	-	-	9th	MALVERN 'BLACK'	5	15
28	Coburg	9	22	10	43	51.2	LOST	-	-	9th	CAULFIELD	10	25
May 5	MALVERN 'BLACK'	19	41	7	50	82.0	WON	4	4	7th	M.C.C.	18	43
12	SURREY PARK	12	53	3	53	100.0	WON	4	8	6th	University	22	65
19	—	—	53	—	53	100.0	BYE	4	12	6th	Surrey Park	14	79
26	UNIVERSITY	24	77	5	58	122.8	WON	4	16	4th	WILLOW	19	98
June 2	WILLOW	9	86	13	71	121.1	LOST	-	16	5th	MALVERN 'BLACK'	11	109
9	M.C.C.	24	110	9	80	137.5	WON	4	20	5th	—	—	109
16	MALVERN 'BLACK'	6	116	14	94	123.4	LOST	-	20	5th	MALVERN 'BLACK'	5	114
23	MALVERN 'BLACK'	12	128	7	101	126.7	WON	4	24	5th	MALVERN 'BLACK'	26	120
30	Coburg	13	141	4	105	134.3	WON	4	28	4th	CAULFIELD	4	124
July 7	MALVERN 'BLACK'	20	161	1	106	151.9	WON	4	32	4th	M.C.C.	13	137
14	SURREY PARK	14	175	4	110	159.1	WON	4	36	3rd	University	23	160
21	—	—	175	—	110	159.1	BYE	4	40	3rd	Surrey Park	12	172
28	UNIVERSITY	27	202	8	118	—	WON	4	44	3rd	WILLOW	9	181
August 4	WILLOW	9	211	9	127	—	BREW	2	46	3rd	MALVERN 'BLACK'	9	190
11	M.C.C.	10	221	17	144	—	LOST	-	46	4th	—	—	190

	Aprs against	Total	Average	Result	Points	Total	Position	Team	Apr/Pr	Total	Aprs against	Total	Average	Result	Points	Total	Position	
12	12	83.3	LOST	-	-	49.6th		CAULFIELD	15	15	5	5	300.0	WON	4	4	1st	
23	35	42.9	LOST	-	-	8th		Coburg	23	38	5	10	380.0	WON	4	8	1st	
9	44	56.8	WON	4	4	6th		MALVERN 'BLACK'	13	51	8	18	283.3	WON	4	12	1st	
12	56	76.8	WON	4	8	5th		WILLOW	17	68	6	24	283.3	WON	4	16	1st	
8	64	101.6	WON	4	12	4th		MALVERN 'BLACK'	21	89	5	29	306.9	WON	4	20	1st	
7	71	111.3	WON	4	16	4th		University	(32)	24	(4)	4	342.4	WON	4	24	1st	
9	80	122.5	WON	4	20	3rd		M.C.C.	19	132	3	26	333.3	WON	4	28	1st	
7	87	125.3	WON	4	24	3rd		WILLOW	—	132	—	36	333.3	BYE	4	32	1st	
—	87	125.3	BYE	4	28	3rd		Surrey Park	(21)	20	(-)	—	36	422.2	WON	4	36	1st
15	102	111.8	LOST	-	28	4th		CAULFIELD	14	166	6	42	395.2	WON	4	40	1st	
15	117	102.6	LOST	-	28	4th		Coburg	15	181	6	48	377.1	WON	4	44	1st	
13	130	95.4	LOST	-	28	5th		MALVERN 'BLACK'	13	194	7	55	352.7	WON	4	48	1st	
9	139	98.6	WON	4	32	5th		WILLOW	17	211	2	57	370.2	WON	4	52	1st	
10	149	107.4	WON	4	36	4th		MALVERN 'BLACK'	14	225	4	61	368.9	WON	4	56	1st	
9	158	108.9	WON	4	40	4th		University	(30)	21	(1)	62	396.8	WON	4	60	1st	
10	168	—	LOST	-	40	5th		—	—	246	—	62	396.8	BYE	4	64	1st	
10	178	—	LOST	-	40	5th		M.C.C.	21	267	4	66	—	WON	4	68	1st	
—	178	—	BYE	4	44	5th		Surrey Park	13	280	1	67	—	WON	4	72	1st	

MALVERN 'RED'

M.C.C.

M.H.S.O.B.

Date	Venue	Wickets for	Total	Wickets against	Total	Wickets for	Result	Points	Total	Position	Venue	Wickets for	Total
April 14	—	—	—	—	—	—	BYE	4	4	5th	University	15	15
21	University	8	8	12	12	66.6	LOST	—	4	6th	Surrey Park	8	23
28	M.C.C.	5	13	12	24	54.2	LOST	—	4	7th	Malvern 'Red'	12	35
May 5	Cothick	7	20	19	43	46.5	LOST	—	4	8th	Cothick	12	47
12	Malvern 'Black'	5	25	21	64	39.1	LOST	—	4	8th	—	—	47
19	M.H.S.O.B.	3	28	16	80	35.0	LOST	—	4	9th	Widow's Lane	10	57
26	Surrey Park	1	29	4	84	34.5	LOST	—	4	9th	Malvern 'Black'	3	60
June 2	Cothick	7	66	11	95	37.9	LOST	—	4	9th	M.H.S.O.B.	4	64
9	Widow's Lane	4	40	12	107	37.4	LOST	—	4	9th	Cothick	9	73
16	—	—	40	—	107	37.4	BYE	4	8	8th	University	16	89
23	University	12	52	5	112	46.4	WON	4	12	7th	Surrey Park	9	98
30	M.C.C.	9	68	9	121	50.4	DREW	2	14	8th	Malvern 'Red'	9	107
July 7	Cothick	1	62	20	141	44.0	LOST	—	14	8th	Cothick	9	116
14	Malvern 'Black'	4	66	14	155	42.6	LOST	—	14	8th	—	—	116
21	M.H.S.O.B.	—	66	13	168	39.3	LOST	—	14	8th	Widow's Lane	10	126
28	Surrey Park	13	79	1	169	—	WON	4	18	7th	M.H.S.O.B.	10	136
August 4	Cothick	10	89	9	178	—	WON	4	22	7th	Malvern 'Black'	4	140
11	Widow's Lane	6	95	11	189	—	LOST	—	22	7th	Cothick	17	157

Date	Wickets for	Total	Wickets against	Total	Wickets for	Result	Points	Total	Position	Venue	Wickets for	Total
6	6	250.0	WON	4	4	2nd	4	4	2nd	Cothick	12	12
6	12	191.7	WON	4	8	2nd	4	8	2nd	Cothick	18	30
5	17	205.9	WON	4	12	3rd	4	12	3rd	Malvern 'Black'	8	38
18	35	134.3	LOST	—	12	3rd	—	12	3rd	Surrey Park	16	54
—	35	134.3	BYE	4	16	3rd	—	16	3rd	Widow's Lane	14	68
14	49	116.3	LOST	—	16	3rd	—	16	3rd	Malvern 'Red'	16	84
19	68	88.2	LOST	—	16	5th	—	16	5th	—	—	84
16	84	76.2	LOST	—	16	6th	—	16	6th	M.C.C.	16	100
24	108	67.6	LOST	—	16	6th	—	16	6th	University	17	117
5	113	78.8	WON	4	20	6th	4	20	6th	Cothick	15	132
5	118	83.1	WON	4	24	6th	4	24	6th	Cothick	7	139
9	127	84.3	DREW	2	26	6th	—	26	6th	Malvern 'Black'	7	146
13	140	82.9	LOST	—	26	6th	—	26	6th	Surrey Park	18	164
—	140	82.9	BYE	4	30	6th	—	30	6th	Widow's Lane	(24) 22	186 (2) 81
11	151	83.4	LOST	—	30	6th	—	30	6th	Widow's Lane	13	199
21	172	—	LOST	—	30	6th	—	30	6th	M.C.C.	21	220
22	193	—	LOST	—	30	6th	—	30	6th	—	—	220
10	203	—	WON	4	24	6th	4	24	6th	University	17	227

SURREY PARK

UNIVERSITY

WILLIAMSTOWN

	Team	Spoke for	Total	Spoke against	Total	Average	Result	Points	Total	Position	Team	Spoke for	Total	Spoke against	Total	Average	Result	Points	Total	Position	Team	Spoke for	Total	Spoke against	Total	Average	Result	Points	Total	Position	
April 14	WILLIAMSTOWN	5	5	6	6	83.3	LOST	-	-	29.6th	M.C.C.	6	6	15	15	40.0	LOST	-	-	8th	Surrey Park	6	6	5	5	120.0	WON	4	4	29.3rd	
21	M.C.C.	6	11	8	14	78.6	LOST	-	-	7th	MILVERTON BRICK	12	18	8	23	78.3	WON	4	4	5th	WILLIAMSTOWN	-	6	-	5	120.0	BYE	4	8	4th	
28	-	-	11	-	16	78.6	BYE	4	4	5th	WILLIAMSTOWN	4	22	19	42	52.4	LOST	-	4	8th	UNIVERSITY	19	25	4	9	277.7	WON	4	12	2nd	
May 5	M.H.S.O.B.	-	11	16	30	36.6	LOST	-	4	9th	-	-	22	-	42	52.4	BYE	4	8	6th	MILVERTON BRICK	6	31	17	26	111.5	LOST	-	12	4th	
12	COBURN	3	14	12	42	33.3	LOST	-	4	9th	COBURN	8	30	22	64	46.9	LOST	-	8	7th	M.H.S.O.B.	6	37	14	40	92.5	LOST	-	12	5th	
19	COBURN	7	21	14	56	37.5	LOST	-	4	8th	MILVERTON BRICK (4)	4	24	(22)	88	38.6	LOST	-	8	7th	M.C.C.	14	51	10	50	102.0	WON	4	16	5th	
26	MILVERTON BRICK	4	25	1	57	40.3	WON	4	8	7th	COBURN	5	39	24	112	34.8	LOST	-	8	8th	COBURN	9	60	19	69	87.0	LOST	-	16	6th	
June 2	UNIVERSITY	11	36	4	61	59.0	WON	4	12	7th	SURREY PARK	4	43	11	123	35.0	LOST	-	8	8th	COBURN	13	73	9	78	93.6	WON	4	20	4th	
9	MILVERTON BRICK	-	36	20	81	44.4	LOST	-	12	7th	M.H.S.O.B.	3	46	17	140	32.9	LOST	-	8	8th	MILVERTON BRICK	12	85	4	82	103.7	WON	4	24	4th	
16	WILLIAMSTOWN	1	37	12	93	39.8	LOST	-	12	7th	M.C.C.	15	81	16	156	32.7	LOST	-	8	9th	SURREY PARK	12	97	1	83	116.9	WON	4	28	3rd	
23	M.C.C.	5	42	9	102	41.1	LOST	-	12	8th	MILVERTON BRICK	5	56	12	168	33.3	LOST	-	8	9th	-	-	97	-	83	116.9	BYE	4	32	3rd	
30	-	-	42	-	102	41.1	BYE	4	16	7th	WILLIAMSTOWN	4	60	10	178	33.7	LOST	-	8	9th	UNIVERSITY	10	107	4	87	123.0	WON	4	36	2nd	
July 7	M.H.S.O.B.	2	44	18	120	36.6	LOST	-	16	7th	-	-	60	-	178	33.7	BYE	4	12	9th	MILVERTON BRICK	2	109	17	104	104.8	LOST	-	36	3rd	
14	COBURN	4	48	14	134	35.8	LOST	-	16	7th	COBURN	10	70	23	201	34.8	LOST	-	12	9th	M.H.S.O.B. (2)	2	111	(24)	22	126	88.1	LOST	-	36	5th
21	UNIVERSITY	9	57	12	146	39.0	LOST	-	16	7th	MILVERTON BRICK (1)	1	71	(60)	21	222	32.0	LOST	-	12	9th	M.C.C.	11	122	10	136	89.7	WON	4	40	5th
28	MILVERTON BRICK	1	58	13	159		LOST	-	16	8th	COBURN	8	79	27	249		LOST	-	12	9th	COBURN	10	132	9	145		WON	4	44	4th	
August 4	UNIVERSITY	14	72	5	164		WON	4	20	8th	SURREY PARK	5	84	14	263		LOST	-	12	9th	COBURN	9	141	9	154		DREW	2	46	4th	
11	MILVERTON BRICK	1	73	13	177		LOST	-	20	8th	M.H.S.O.B.	8	92	17	280		LOST	-	12	9th	MILVERTON BRICK	11	152	6	160		WON	4	50	3rd	

	P	W.	L.	D	BYE	Pts.	Goals		%
							F	A	
Malvern 'Black'	16	16	-	-	2	72	280	67	417.9
M.H.S.O.B.	16	13	3	-	2	60	237	99	191.9
Williamstown	16	10	6	1	2	50	152	160	95.0
Caulfield	16	9	6	1	2	46	221	144	153.5
Coburg	16	9	7	-	2	44	190	178	106.7
M.C.C.	16	6	9	1	2	34	157	203	77.3
Malvern 'Red'	16	3	12	1	2	22	95	189	50.3
Surrey Park	16	3	13	-	2	20	73	177	41.2
University	16	1	15	-	2	12	92	280	32.9

SEMI-FINALS


Malvern 'Black' 13 M.H.S.O.B. 9 (at Caulfield)
 Williamstown 14 Caulfield 15 (at Malvern)

FINAL

M.H.S.O.B. 12 Caulfield 8 (at Malvern)

GRAND FINAL

Malvern 'Black' M.H.S.O.B. (at Malvern)



CAMBERWELL - GLEN IRIS

CAULFIELD 'GOLD'

CAULFIELD 'GREEN'

Date	Team	Opponent	Goals	Points	Result	Position	Total	Points	Total	Position	Team	Opponent	Goals	Points	Result	Position	Total	Points	Total	Position	Team	Opponent	Goals	Points	Result	Position	Total	Points	Total	Position
April 14	Waverley	Coltgate Gold	7	7	18	18	28.9	LOST	-	-	7th	C.G.I.	18	18							M.H.S.O.B.	13	13	3	3	433.3	WON	4	4	1st
21	Coltgate Green	Waverley	20	27	2	20	135	WON	4	4	4th	M.H.S.O.B.	(35) 22	40							C.G.I.	2	15	20	23	65.2	LOST	-	4	6th
28	M.H.S.O.B.	Coltgate Gold	24	51	5	25	204	WON	4	8	2nd	Coltgate Green	18	58							Coltgate Gold	7	22	18	41	53.7	LOST	-	4	7th
May 5	Waverley	University	22	73	9	34	214.7	WON	4	12	3rd	Surrey Park	13	71							University	8	30	6	47	63.8	WON	4	8	6th
12	Waverley	Waverley	26	99	6	40	247.5	WON	4	16	3rd	University	(26) 21	92							Waverley	2	32	12	59	54.3	LOST	-	8	6th
19	Surrey Park	Waverley	17	116	5	45	257.8	WON	4	20	2nd	Waverley	20	112							M.H.S.O.B.	8	40	11	70	57.1	LOST	-	8	6th
26	University	Waverley	12	128	9	54	237.0	WON	4	24	2nd	M.H.S.O.B.	20	132							Waverley	-	40	-	70	57.1	BYE	4	12	6th
June 2	Waverley	Waverley	8	136	11	65	209.2	LOST	4	24	2nd	-	-	132						Waverley	24	44	14	84	52.4	LOST	-	12	6th	
9	-	-	-	136	-	65	209.2	BYE	4	28	2nd	M.H.S.O.B.	1	133							Surrey Park	9	53	3	87	60.9	WON	4	16	6th
16	Coltgate Gold	Waverley	8	144	11	76	189.5	LOST	-	28	3rd	C.G.I.	11	144							M.H.S.O.B.	9	62	4	91	68.1	WON	4	20	6th
23	Coltgate Green	Waverley	15	159	11	87	182.8	WON	4	32	3rd	M.H.S.O.B.	24	168							C.G.I.	11	73	15	106	68.9	LOST	-	20	6th
30	M.H.S.O.B.	Waverley	10	169	8	95	177.9	WON	4	36	2nd	Coltgate Green	19	187							Coltgate Gold	3	76	19	125	60.8	LOST	-	20	6th
July 7	Waverley	Surrey Park	12	181	12	107	169.2	DREW	2	38	2nd	Surrey Park	11	198							University	20	96	7	132	72.7	WON	4	24	6th
14	Waverley	Waverley	-	181	-	107	169.2	BYE	4	42	2nd	University	1	199							Waverley	-	96	11	143	67.1	LOST	-	24	6th
21	Surrey Park	Waverley	20	201	5	112	179.5	WON	4	46	2nd	Waverley	(35) 23	222							M.H.S.O.B.	6	102	13	156	65.4	LOST	-	24	6th
28	University	Waverley	1	202	-	112		REC'D W/O	4	50	2nd	M.H.S.O.B.	16	238							M.H.S.O.B.	2	104	14	170		LOST	-	24	7th
August 4	Waverley	Waverley	16	218	5	117		WON	4	54	2nd	Surrey Park	1	239							M.H.S.O.B.	4	108	9	179		LOST	-	24	7th
11	Coltgate Gold	Waverley	8	226	15	132		LOST	-	54	2nd	C.G.I.	15	254							Surrey Park	1	109	16	195		LOST	-	24	7th

SURREY PARK

UNIVERSITY

WILLIAMSTOWN

	Team	Opps for	Total	Opps against	Total	Avg	Result	Points	Total	Position	Team	Opps for	Total
April 14	University	7	7	-	-	-	RECD W/O	4	4	4th	Surrey Park	-	-
21	Museum	11	12	8	8	150	WON	4	8	3rd	-	-	
28	-	-	12	-	8	150	BYE	4	12	3rd	Museum	1	1
May 5	Colts	8	20	13	21	95.2	LOST	-	12	4th	Colts	6	7
12	M.A.S.O.B.	14	34	8	29	114.2	WON	4	16	4th	Colts	1	8
19	C.G.I.	5	39	17	46	84.8	LOST	-	16	4th	Museum	-	8
26	Museum	14	53	4	50	106.0	WON	4	20	3rd	C.G.I.	9	17
June 2	Museum	1	54	-	50	108.0	RECD W/O	4	24	3rd	M.A.S.O.B.	-	17
9	Colts	3	57	9	59	96.6	LOST	-	24	4th	Museum	-	17
16	University	16	73	3	62	117.7	WON	4	28	4th	Surrey Park	3	20
23	Museum	6	79	16	78	101.3	LOST	-	28	5th	-	-	20
30	University	20	99	-	78	126.9	WON	4	32	5th	Surrey Park	-	20
July 7	Colts	8	107	11	89	120.2	LOST	-	32	5th	Colts	7	27
14	M.A.S.O.B.	9	116	8	97	119.6	WON	4	36	5th	Colts	-	27
21	C.G.I.	5	121	20	117	108.4	LOST	-	36	5th	Museum	5	32
28	Museum	15	136	9	126	-	WON	4	40	4th	C.G.I.	-	32
August 4	Colts	-	136	1	127	-	GAVE W/O	-	40	4th	M.A.S.O.B.	3	35
11	Colts	16	152	1	128	-	WON	4	44	4th	Williamstown	1	36

	Opps against	Total	Avg	Result	Points	Total	Position	Team	Opps for	Total	Opps against	Total	Avg	Result	Points	Total	Position	
	7	7	-	GAVE W/O	-	-	9th	-	-	-	-	-	-	BYE	4	4	4th	
	-	1	-	BYE	4	4	7th	Museum	21	21	1	1	2100	WON	4	8	1st	
	-	1	100.	RECD W/O	4	8	5th	Museum	6	27	6	7	385.7	DRAW	2	10	2nd	
	8	9	77.7	LOST	-	8	5th	M.A.S.O.B.	12	39	4	11	354.5	WON	4	14	2nd	
	(26)	21	30	26.6	LOST	-	8	7th	Colts	12	51	2	13	392.3	WON	4	18	2nd
	1	31	25.8	GAVE W/O	-	8	8th	Colts	7	58	20	33	175.8	LOST	-	18	3rd	
	12	43	39.5	LOST	-	8	8th	Surrey Park	4	62	14	47	131.9	LOST	-	18	4th	
	1	44	38.6	GAVE W/O	-	8	8th	C.G.I.	11	73	8	55	132.7	WON	4	22	4th	
	(27)	20	64	26.6	LOST	-	8	9th	University	(27)	20	93	-	55	169.1	WON	4	26
	16	80	25.0	LOST	-	8	9th	-	-	93	-	55	169.1	BYE	4	30	2nd	
	-	80	25.0	BYE	4	12	8th	Museum	-	93	-	55	169.1	BYE	4	34	2nd	
	20	100	20.0	LOST	-	12	8th	Museum	7	100	11	66	151.5	LOST	-	34	2nd	
	20	120	22.5	LOST	-	12	8th	M.A.S.O.B.	9	109	13	79	138.0	LOST	-	34	4th	
	1	121	22.3	GAVE W/O	-	12	8th	Colts	11	120	-	79	151.9	WON	4	38	4th	
	12	133	26.1	LOST	-	12	8th	Colts	(3)	3	123	(35)	23	102	120.6	LOST	-	38
	1	134	-	GAVE W/O	-	12	8th	Surrey Park	9	132	15	117	-	LOST	-	38	5th	
	10	144	-	LOST	-	12	8th	C.G.I.	5	137	16	133	-	LOST	-	38	5th	
	21	165	-	LOST	-	12	8th	University	21	158	1	134	117.9	WON	4	42	5th	

	P	W	L	D	Work-over		BYE	Pcs.	Goals		%
					Rec'd	Given			F	A.	
Caulfield 'Gold'											
Malvern 'Black'	17	14	-	-	3	-	1	72	254	74	282.2
Camberwell-Glen Iris											
M.H.S.O.B.	16	10	4	1	1	-	2	54	226	132	171.2
Malvern 'Black'											
Willismetown	16	8	4	2	2	-	2	52	135	132	102.3
Surrey Park											
Caulfield	17	8	6	-	2	1	1	44	152	128	118.7
Willismetown											
Caulfield	15	7	7	1	-	-	3	42	158	134	117.9
M.H.S.O.B.											
Willismetown	17	5	11	-	1	-	1	28	124	171	72.5
Caulfield 'Grays'											
Malvern 'Black'	17	5	12	-	-	-	1	24	109	195	55.9
University											
Surrey Park	16	-	10	-	1	5	2	12	36	165	21.8
Malvern 'Red'											
University (withdrew 19.6.56)	9	1	4	-	-	4	1	8	30	93	32.3

SEMI-FINALS


Caulfield 'Gold' 18 Camberwell-Glen Iris 7 (at M.H.S.)
 Malvern 'Black' 9 Surrey Park 8

FINAL

Camberwell-Glen Iris 10 Malvern 'Black' 11 (at Caulfield)

GRAND FINAL

Caulfield 'Gold' 17 Malvern 'Black' 3



CAMBERWELL - GLEN IRIS

CAULFIELD

MALVERN

11

Date	Home	Apts	Total	Apts	Total	Apts	Result	Points	Total	Points	Home	Apts	Total	Apts	Total	Apts	Result	Points	Total	Points	Home	Apts	Total	Apts	Total	Apts	Result	Points	Total	Points
April 14	Caithfield	6	6	12	12	50.0	LOST	-	-	6th	C.G.I.	12	12	6	6	200.0	WON	4	4	3rd	Surrey Park	14	14	1	1	1400	WON	4	4	1st
21	M.C.C.	19	25	15	27	92.9	WON	4	4	4th	-	-	12	-	6	200.0	BYE	4	8	3rd	Widown Blue	11	25	6	7	355.5	WON	4	8	2nd
28	Surrey Park	10	35	10	37	95.0	DREW	2	6	4th	M.C.C.	(23)	34	(2)	8	425.0	WON	4	12	1st	Widown Gold	3	28	5	12	233.3	LOST	-	8	3rd
May 5	Malvern	(3)	38	(24)	60	62.3	LOST	-	6	5th	Widown Blue	7	41	12	20	205.0	LOST	-	12	3rd	C.G.I.	(24)	51	(3)	15	340.0	WON	4	12	2nd
12	-	-	38	-	60	63.3	BYE	4	10	5th	Malvern	4	45	15	35	128.5	LOST	-	12	4th	Caithfield	15	66	4	19	347.4	WON	4	16	2nd
19	Widown Blue	11	49	21	81	60.5	LOST	-	10	5th	Widown Gold	11	56	8	43	130.2	WON	4	16	4th	M.C.C.	1	67	-	19	352.6	REC'D W/O	4	20	1st
26	Widown Gold	7	89	4	82	59.8	GAVE W/O	-	10	5th	Surrey Park	1	57	-	43	132.2	REC'D W/O	4	20	4th	-	-	67	-	19	352.6	BYE	4	24	1st
June 2	Caithfield	-	49	1	83	59.0	GAVE W/O	-	10	5th	C.G.I.	1	58	-	43	134.9	REC'D W/O	4	24	3rd	Surrey Park	14	81	-	19	426.3	WON	4	28	1st
9	M.C.C.	10	59	14	97	60.8	LOST	-	10	6th	Coburg	15	73	1	44	166.0	WON	4	28	3rd	Widown Blue	9	90	8	27	333.3	WON	4	32	2nd
16	Surrey Park	(20)	80	(11)	98	81.6	WON	4	14	5th	M.C.C.	17	90	2	46	195.7	WON	4	32	3rd	Widown Gold	4	94	10	37	254.1	LOST	-	32	2nd
23	Malvern	-	80	1	99	80.8	GAVE W/O	-	14	6th	Widown Blue	11	101	20	66	153.0	LOST	-	32	3rd	C.G.I.	1	95	-	37	256.8	REC'D W/O	4	36	2nd
30	Coburg	9	89	16	115	77.4	LOST	-	14	6th	Malvern	7	108	22	88	122.7	LOST	-	32	4th	Caithfield	27	117	7	44	265.9	WON	4	40	2nd
July 7	Widown Blue	23	112	23	138	81.2	DREW	2	16	5th	Widown Gold	2	110	5	93	118.3	LOST	-	32	4th	M.C.C.	12	129	6	50	258.0	WON	4	44	2nd
14	Widown Gold	-	112	1	139	80.6	GAVE W/O	-	16	5th	Surrey Park	7	117	15	108	108.3	LOST	-	32	4th	Coburg	10	139	7	57	243.9	WON	4	48	2nd
21	Caithfield	-	112	1	140	80.0	GAVE W/O	-	16	5th	C.G.I.	1	118	-	108	109.3	REC'D W/O	4	36	4th	Surrey Park	23	162	10	67	241.8	WON	4	52	2nd
28	M.C.C.	25	137	9	149		WON	4	20	5th	Coburg	6	124	6	114		DREW	2	38	4th	Widown Blue	9	171	11	78		LOST	-	52	2nd
August 4	Surrey Park	-	137	-	149		NO MATCH	-	20	5th	M.C.C.	16	140	5	119		WON	4	42	4th	Widown Gold	6	177	12	90		LOST	-	52	2nd
11	Malvern	-	137	1	150		GAVE W/O	-	20		Widown Blue	11	151	14	132		LOST	-	42	4th	C.G.I.	1	178	-	90		REC'D W/O	4	56	2nd

M.C.C.

SURREY PARK

WILLIAMSTOWN 'BLUE'

Month	Day	Team	Marks for	Total	Marks against	Total	avg	Result	Points	Total	Position	Team	Marks for	Total	Marks against	Total	avg	Result	Points	Total	Position		
April	14	—	—	—	—	—	—	BYE	4	4	4th	Melburn	1	1	—	—	—	—	—	—	—	5th	
	21	C.G.I.	15	15	19	19	78.9	LOST	—	4	5th	Wicann Gold	1	2	(22)	35	5.5	LOST	—	—	7th	6th	
	28	Castled	2	17	22	41	41.5	LOST	—	4	6th	C.G.I.	10	12	10	45	26.7	DRW	2	2	7th	5th	
May	5	Surrey Park	2	20	16	57	33.3	LOST	—	4	7th	M.C.C.	16	28	2	48	58.3	WON	4	6	6th	4th	
	12	Wicann Gold	—	20	20	77	26.0	LOST	—	4	7th	Wicann Blue	1	29	21	69	42.0	LOST	—	6	6th	3rd	
	19	Melburn	—	20	1	78	25.6	GAVE W/O	—	4	7th	—	—	29	—	69	42.0	BYE	4	10	6th	3rd	
	26	Wicann Blue	5	25	16	94	26.6	LOST	—	4	7th	Castled	—	29	4	70	42.0	GAVE W/O	—	10	6th	3rd	
June	8	Coburg	15	40	10	104	38.5	WON	4	8	7th	Melburn	—	29	14	84	34.9	LOST	—	10	6th	4th	
	9	C.G.I.	14	54	10	114	47.4	WON	4	12	5th	Wicann Gold	(-)	29	(22)	20	104	27.9	LOST	—	10	7th	4th
	16	Castled	2	56	17	131	42.7	LOST	—	12	6th	C.G.I.	(1)	30	(30)	21	125	24.0	LOST	—	10	7th	4th
	23	Surrey Park	16	72	2	133	54.1	WON	4	16	5th	M.C.C.	2	32	16	121	22.7	LOST	—	10	7th	4th	
	30	Wicann Gold	1	73	(1)	154	47.4	LOST	—	16	5th	Wicann Blue	F	32	1	122	22.7	GAVE W/O	—	10	7th	3rd	
July	7	Melburn	6	79	12	166	47.6	LOST	—	16	6th	Coburg	—	32	1	143	22.4	GAVE W/O	—	10	7th	3rd	
	14	Wicann Blue	8	87	25	191	45.5	LOST	—	16	6th	Castled	15	47	7	150	31.3	WON	4	14	7th	3rd	
	21	Coburg	1	88	21	212	41.5	LOST	—	16	6th	Melburn	10	57	23	173	32.9	LOST	—	14	7th	3rd	
	28	C.G.I.	9	97	25	227	—	LOST	—	16	6th	Wicann Gold	F	57	1	174	—	GAVE W/O	—	14	8th	3rd	
August	4	Castled	5	102	16	253	—	LOST	—	16	6th	C.G.I.	—	57	—	174	—	NO MATCH	—	14	8th	3rd	
	11	Surrey Park	—	102	—	253	—	NOT PLAYED	—	16	6th	M.C.C.	—	57	—	174	—	NOT PLAYED	—	14	8th	3rd	

WILLIAMSTOWN 'GOLD'

COBURG

Date	Team	Goals for	Total	Goals against	Total	Points	Result	Points	Total	Position
April 14	Woom Blue	13	13	6	6	216.7	WON	4	4	2nd
21	Surrey Park	(22) 21	34	(11) 1	7	485.5	WON	4	8	1st
28	Molwyn	5	39	3	10	390.0	WON	4	12	2nd
May 5	—	—	39	—	10	390.0	BYE	4	16	1st
12	M.C.C.	(22) 20	59	(-) —	10	590.0	WON	4	20	1st
19	Colfield	8	67	11	21	319.0	LOST	2	20	2nd
26	C.G.I.	1	68	—	21	323.8	REC'D W/O	4	24	2nd
June 2	Woom Blue	7	75	6	27	277.8	WON	4	28	2nd
9	Surrey Park	(22) 20	95	(-) —	27	351.9	WON	4	32	1st
16	Molwyn	10	105	4	31	338.7	WON	4	36	1st
23	Coburg	19	124	2	33	375.8	WON	4	40	1st
30	M.C.C.	(33) 21	145	(1) 1	34	426.5	WON	4	44	1st
July 7	Colfield	5	150	2	36	416.7	WON	4	48	1st
14	C.G.I.	1	151	—	36	419.4	REC'D W/O	4	52	1st
21	Woom Blue	25	176	12	48	366.7	WON	4	56	1st
28	Surrey Park	1	177	—	48	—	REC'D W/O	4	60	1st
August 4	Molwyn	12	189	6	54	—	WON	4	64	1st
11	Coburg	24	213	5	59	—	WON	4	68	1st

Date	Team	Goals for	Total	Goals against	Total	Points	Result	Points	Total	Position
15	M.C.C.	10	10	—	—	66.6	LOST	—	—	8th
15	Colfield	1	11	—	—	36.6	LOST	—	—	8th
10	Woom Blue	7	18	—	—	45.0	LOST	—	—	8th
19	Woom Gold	2	20	—	—	33.9	LOST	—	—	8th
9	C.G.I.	16	36	—	—	52.9	WON	4	4	8th
—	Surrey Park	1	37	—	—	54.4	REC'D W/O	4	8	8th
10	Molwyn	7	44	—	—	56.4	LOST	—	8	8th
1	M.C.C.	21	65	—	—	82.3	WON	4	12	8th
6	Colfield	6	71	—	—	—	DREW	2	14	7th
13	Woom Blue	11	82	—	—	—	LOST	—	14	7th
24	Woom Gold	5	87	—	—	—	LOST	—	14	7th

	P.	W.	L.	D.	Walk-over and Given	BYE	PTS.	Goals F.	A.	%
Williamstown 'Gold'	17	13	1	-	3	-	1	68	213	59 361.0
Malvern	17	10	4	-	3	-	1	56	178	90 197.8
Williamstown 'Blue'	17	10	5	1	1	-	1	50	225	169 133.1
Caulfield	17	6	7	1	3	-	1	42	151	122 114.4
Gamberwell - Glen Iris M.C.C.	16	3	5	2	-	6	1	20	137	150 91.3
Coburg (entered 2.6.56) Surrey Park.	11	$\frac{7}{7}$	7	1	1	-	-	14	87	122 71.3

SEMI-FINALS


Williamstown 'Gold'	12	Malvern	9	(Williamstown)
Williamstown Blue	18	Caulfield	7	(Central Park)

PRELIMINARY FINAL

Malvern	8	Williamstown 'Blue'	11	(Orrong Park)
---------	---	---------------------	----	---------------

GRAND FINAL

Williamstown 'Gold'	Williamstown 'Blue'	(Williamstown)
---------------------	---------------------	----------------



CAMBERWELL - GLEN IRIS

CAULFIELD 'GOLD'

CAULFIELD 'GREEN'

Date	CAMBERWELL - GLEN IRIS										CAULFIELD 'GOLD'										CAULFIELD 'GREEN'											
	Winn	Wpts for	Total	Wpts against	Total	Avg	Result	Points	Total	Position	Winn	Wpts for	Total	Wpts against	Total	Avg	Result	Points	Total	Position	Winn	Wpts for	Total	Wpts against	Total	Avg	Result	Points	Total	Position		
April 21	—	—	—	—	—	—	BYE	4	4	5th	M.C.C.	—	—	—	—	—	—	—	—	—	10	10	—	—	—	—	—	—	—	—	—	9th
28	W'own Blue	—	—	15	15	—	LOST	—	4	6th	M'own Blue	(-)	—	—	—	—	—	—	—	—	(22)	20	—	—	—	—	—	—	—	—	8th	
May 5	M'own Red	19	19	1	16	118.7	WON	4	8	5th	Cauffield Green	5	5	—	—	—	—	—	—	—	13	43	11.6	—	—	—	—	—	—	—	8th	
12	W'own Blue	—	19	—	16	118.7	—	—	8	5th	W'own Blue	—	5	—	—	—	—	—	—	—	—	43	11.6	—	—	—	—	—	—	—	7th	
19	Cauffield Green	1	20	—	16	125.0	REC'D W/O	4	12	4th	Surrey Park	—	5	—	—	—	—	—	—	—	18	68	8.2	—	—	—	—	—	—	—	7th	
26	Cauffield Gold	2	22	8	24	92.7	LOST	—	12	5th	C.G.I.	8	13	—	—	—	—	—	—	—	2	63	19.0	WON	4	4	4	4	4	8th		
June 2	W'own Gold	3	25	13	27	67.6	LOST	—	12	6th	M'own Red	13	26	—	—	—	—	—	—	—	4	67	38.8	WON	4	8	8	8	8	8th		
9	M.C.C.	2	27	17	54	50.0	LOST	—	12	7th	—	—	26	—	—	—	—	—	—	—	—	67	38.8	BYE	4	12	8	12	8th			
16	Surrey Park	4	31	17	71	43.7	LOST	—	12	7th	W'own Blue	—	26	—	—	—	—	—	—	—	1	68	38.2	CAVE W/O	—	12	8	13	16	5th		
23	—	—	31	—	71	43.7	BYE	4	16	6th	M.C.C.	—	26	—	—	—	—	—	—	—	14	82	31.7	LOST	—	12	8	12	16	5th		
30	W'own Blue	1	32	15	86	37.2	LOST	—	16	6th	M'own Blue	—	26	—	—	—	—	—	—	—	1	83	31.3	CAVE W/O	—	12	8	12	16	5th		
July 7	M'own Red	10	42	1	87	48.3	WON	4	20	6th	Cauffield Green	(1)	27	—	—	—	—	—	—	—	(22)	21	10.5	—	—	—	—	—	—	—	5th	
14	M'own Blue	—	42	18	105	40.0	LOST	—	20	7th	W'own Gold	—	27	—	—	—	—	—	—	—	11	116	23.3	LOST	—	12	8	12	20	6th		
21	Cauffield Green	2	44	19	124	35.5	LOST	—	20	7th	Surrey Park	(-)	27	—	—	—	—	—	—	—	(31)	20	13.6	—	—	—	—	—	—	—	5th	
28	Cauffield Gold	1	45	—	124	—	REC'D W/O	4	24	6th	C.G.I.	—	27	—	—	—	—	—	—	—	1	137	—	—	—	—	—	—	—	—	5th	
August 4	W'own Gold	9	54	4	128	—	WON	4	28	6th	M'own Red	3	30	—	—	—	—	—	—	—	6	143	—	—	—	—	—	—	—	—	5th	
11	M.C.C.	6	60	22	150	40.0	LOST	—	28	6th	—	—	30	—	—	—	—	—	—	—	—	143	21.0	BYE	4	16	9	16	32	5th		

MALVERN 'BLACK'

MALVERN

'RED'

M.C.C.

Date	MALVERN 'BLACK'								MALVERN								'RED'								M.C.C.							
	Team	Spins for	Total	Spins against	Total	Spins	Result	Points	Total	Position	Team	Spins for	Total	Spins against	Total	Spins	Result	Points	Total	Position	Team	Spins for	Total	Spins against	Total	Spins	Result	Points	Total	Position		
April 21	Carlisle Green	(40)	20	(-)	-	-	WON	4	4	1st	Widown Blue	-	-	-	-	-	LOST	-	-	8th	Carlisle Gold	10	10	-	-	-	WON	4	4	3rd		
28	Carlisle Gold	(22)	20	(-)	-	-	WON	4	8	1st	Widown Gold	1	1	-	-	-	LOST	-	-	7th	Carlisle Green	9	19	1	1	1900	WON	4	8	3rd		
May 5	M.C.C.	15	55	3	3	1833.3	WON	4	12	1st	C.G.I. M.C.C.	1	2	-	-	-	LOST	-	-	9th	Malden (Total)	3	22	15	16	137.5	LOST	-	8	4th		
12	WIST WEATHER	C.G.I.	-	55	-	3	1833.3	-	-	12th	M.C.C.	-	2	-	-	-	LOST	-	-	9th	Malden (Red)	-	22	-	16	137.5	-	-	8	4th		
19	Widown Gold	12	67	-	3	2533.3	WON	4	76	1st	-	-	2	-	-	BYE	4	4	8th	Widown (Blue)	1	23	9	25	92.0	LOST	-	8	5th			
26	-	-	67	-	3	2533.3	BYE	4	20	1st	Surrey Park	6	8	-	-	-	WON	4	8	7th	Widown Gold	10	33	3	28	117.9	WON	4	12	4th		
June 2	Widown Blue	7	74	5	8	925.0	WON	4	24	1st	Carlisle Gold	4	12	-	-	-	LOST	-	8	9th	Surrey Park	3	36	7	35	102.9	LOST	-	12	4th		
9	Surrey Park	7	81	4	12	675.0	WON	4	28	1st	Carlisle Green	-	12	-	-	-	LOST	-	8	9th	C.G.I.	17	53	2	37	143.2	WON	4	16	4th		
16	Malden (Red)	20	101	-	12	841.7	WON	4	32	1st	Malden (Black)	-	12	-	-	-	LOST	-	8	9th	-	-	53	-	37	143.2	BYE	4	20	4th		
23	Carlisle Green	15	116	-	12	966.7	WON	4	36	1st	Widown Blue	4	12	-	-	-	GAVE W/O	-	8	9th	Carlisle Gold	14	67	-	37	181.1	WON	4	24	4th		
30	Carlisle Gold	1	117	-	12	975.0	RCD W/O	4	40	1st	Widown Gold	6	18	-	-	-	DREW	2	10	9th	Carlisle Green	10	77	5	42	183.3	WON	4	28	4th		
July 7	M.C.C.	19	136	2	14	971.4	WON	4	44	1st	C.G.I.	1	19	-	-	-	LOST	-	10	9th	Malden (Black)	2	79	19	61	129.5	LOST	-	28	4th		
14	C.G.I.	18	154	-	14	1100.0	WON	4	48	1st	M.C.C.	(25) 23	20	(23) 21	133	15.0	LOST	-	10	9th	Malden (Red)	(23) 21	100	(1) 1	62	161.3	WON	4	32	4th		
21	Widown (Blue) Gold	7	161	2	16	1006.25	WON	4	52	1st	-	-	20	-	-	BYE	4	14	8th	Widown Blue	1	101	10	72	140.3	LOST	-	32	4th			
28	-	-	161	-	16	-	BYE	4	56	1st	Surrey Park	4	20	-	-	-	LOST	-	14	8th	Widown Gold	7	108	4	76	-	WON	4	36	4th		
August 4	Widown Blue	2	163	3	19	-	LOST	-	56	1st	Carlisle Gold	6	26	-	-	-	WON	4	18	8th	Surrey Park	6	114	13	89	-	LOST	-	36	4th		
11	Surrey Park	9	172	7	26	661.5	WON	4	60	1st	Carlisle Green	-	26	-	-	-	GAVE W/O	-	18	8th	C.G.I.	22	136	6	95	143.2	WON	4	40	4th		

SURREY PARK

WILLIAMSTO

WN 'BLUE'

WILLIAMSTOWN 'GOLD'

Date	SURREY PARK										WILLIAMSTOWN 'BLUE'							WILLIAMSTOWN 'GOLD'												
	Winnings	Goals for	Total	Goals against	Total	Goals	Result	Points	Total	Position	Winnings	Goals for	Total	Goals against	Total	Goals	Result	Points	Total	Position	Winnings	Goals for	Total	Goals against	Total	Goals	Result	Points	Total	Position
April 21	Winnings	5	5	1	1	500.0	WON	4	4	4th	Winnings	15	15	-	-	-	WON	4	4	2nd	Winnings	1	1	5	5	20.0	LOST	-	-	6th
28	---	-	5	-	1	500.0	BYE	4	8	4th	C.G.I.	15	30	-	-	-	WON	4	8	2nd	Winnings	11	12	1	6	200.0	WON	4	4	5th
May 5	Winnings	4	9	8	9	100.0	LOST	-	8	6th	Surrey Park	8	38	4	4	950	WON	4	12	2nd	---	-	12	-	6	200.0	BYE	4	8	3rd
12	WET WEATHER	---	9	-	9	100.0	-	-	8	6th	---	-	38	-	4	950	-	-	12	2nd	---	-	12	-	6	200.0	-	-	8	3rd
19	---	18	27	-	9	200.0	WON	4	12	3rd	M.C.C.	9	47	1	5	940	WON	4	16	2nd	---	-	12	12	18	66.6	LOST	-	8	6th
26	---	2	29	6	15	193.3	LOST	-	12	3rd	---	1	48	-	5	960	REC'D W/O	4	20	2nd	---	3	15	10	28	53.6	LOST	-	8	6th
June 2	M.C.C.	7	36	3	18	200.0	WON	4	16	3rd	---	5	53	7	12	441.7	LOST	-	20	2nd	---	13	28	3	31	90.3	WON	4	12	5th
9	---	4	40	7	25	160.0	LOST	-	16	3rd	---	14	67	2	14	478.6	WON	4	24	2nd	---	2	30	14	45	66.7	LOST	-	12	6th
16	---	17	57	4	29	196.6	WON	4	20	3rd	---	1	68	-	14	485.7	REC'D W/O	4	28	2nd	---	5	35	13	58	60.8	LOST	-	12	6th
23	---	11	66	6	35	188.6	WON	4	24	3rd	---	1	69	-	14	492.8	REC'D W/O	4	32	2nd	---	6	41	11	69	59.4	LOST	-	12	7th
30	---	-	66	-	35	188.6	BYE	4	28	3rd	---	15	84	1	15	560.0	WON	4	36	2nd	---	6	47	6	75	62.7	DREW	2	14	7th
July 7	---	2	68	4	39	174.4	LOST	8	28	3rd	---	4	88	2	17	517.6	WON	4	40	2nd	---	-	47	-	75	62.7	BYE	4	18	7th
14	---	18	86	1	40	285.0	WON	4	32	3rd	---	-	88	-	17	517.6	BYE	4	44	2nd	---	11	58	-	75	77.3	WON	4	22	5th
21	---	(31) 20	106	(-)	40	285.0	WON	4	36	3rd	---	10	98	1	18	544.4	WON	4	48	2nd	---	2	60	7	82	73.2	LOST	-	22	6th
28	---	16	122	-	40		WON	4	40	2nd	---	18	116	1	19		WON	4	52	2nd	---	4	64	7	89		LOST	-	22	7th
August 4	---	13	135	6	46		WON	4	44	3rd	---	3	119	2	21		WON	4	56	2nd	---	4	68	9	98		LOST	-	22	7th
11	---	7	142	9	55	258.2	LOST	-	44	3rd	---	10	129	-	21	614.3	WON	4	60	2nd	---	-	68	10	108	63.0	LOST	-	22	7th

Malvern 'Black'
Williamsstown 'Blue'
Surrey Park
M.C.C.
Caulfield 'Green'
Camberwell - Glen Iris
Williamsstown 'Gold'
Malvern 'Red'
Caulfield 'Gold'

SEMI-FINALS

Malvern 'Black'	5	Williamsstown 'Blue'	3 (Caulfield)
Surrey Park	11	M.C.C.	7 (Malvern)

FINAL

Williamsstown 'Blue'	7	Surrey Park	6 (Caulfield)
		(after extra time)	

GRAND FINAL

Malvern 'Black'		Williamsstown 'Blue'	(Caulfield)
-----------------	--	----------------------	-------------

JUNIOR SIX-A-SIDE

COMPETITION

UNDER 16 SECTION

	C.F.I.	Southfield	Malvern	M.C.C.	Surrey Park	Williamstown Blue	Williamstown Gold
Southwell - Glen Iris	/	/	2-8	/	/	/	2-5
Southfield	/	/	4-10	/	2-1	3-2	/
Malvern	8-2	(2-2)	/	12-0	/	/	/
M.C.C.	/	/	/	5-1	0-10	8-1	7-4
Surrey Park	/	/	0-12	1-5	/	0-7	/
Williamstown Blue	/	1-2	10-0	7-0	/	/	/
Williamstown Gold	5-2	2-3	8-1	/	/	/	/

	P	W	L
Southwell - Glen Iris	2	-	2
Southfield	3	3	-
Malvern	3	2	1
M.C.C.	3	1	2
Surrey Park	3	-	3
Williamstown Blue	2	2	1
Williamstown Gold	3	2	1

D	WALK-OVER RECD	GIVEN	BYE	PTS.	GOALS		%	POSITION
					F	A		
-	-	-	1	4	4	13	30.8%	6th
-	-	-	-	12	7	5	14.0%	1st
-	-	-	-	8	22	4	55.0%	3rd
-	-	-	-	4	6	19	32.6%	5th
-	-	-	-	1	1	24	4.2%	7th
-	-	-	-	8	18	2	9.0%	2nd
-	-	-	-	8	15	6	25.0%	4th

Final
 CAULFIELD 1
 WILLIAMSTOWN 'BLUE' 3
 WINNER:-
 WILLIAMSTOWN 'BLUE'

UNDER 14 SECTION

	C.F.I.	Southfield Gold	Southfield Green	Malvern Black	Malvern Red	M.C.C.	Surrey Park	Williamstown Blue	Williamstown Gold
Southwell - Glen Iris	/	/	/	0-10	0-7	0-10	0-9	0-10	0-10
Southfield Gold	/	/	/	0-10	0-7	0-10	0-9	0-10	0-10
Southfield Green	/	/	/	2-5	3-1	/	/	3-2	/
Malvern Black	10-0	5-2	/	/	/	/	/	1-10	/
Malvern Red	7-0	1-3	/	/	2-4	/	/	/	/
M.C.C.	7-0	/	/	4-2	/	0-0	/	/	/
Surrey Park	w/o 1-0	9-0	/	/	/	/	/	/	/
Williamstown Blue	/	2-3	/	/	0-0	/	/	1-w/o	/
Williamstown Gold	w/o 1-0	/	w/o 0-1	/	/	w/o 0-1	/	/	/

	P	W	L
Southwell - Glen Iris	2	-	1
Southfield Gold	3	-	3
Southfield Green	3	2	1
Malvern Black	3	2	-
Malvern Red	2	1	2
M.C.C.	3	2	-
Surrey Park	3	1	-
Williamstown Blue	3	-	1
Williamstown Gold	3	-	-

D	WALK-OVER RECD	GIVEN	BYE	PTS.	GOALS		%	POSITION
					F	A		
-	-	2	-	-	-	9	-	8th
-	-	-	-	-	-	26	-	9th
-	-	-	-	8	8	8	100%	4th
-	1	-	-	12	16	2	80.0%	2nd
-	-	-	-	4	10	7	14.3%	6th
1	-	-	-	10	11	2	55.0%	3rd
-	1	-	1	12	10	-	-	1st
1	1	-	-	8	3	3	100%	4th
-	1	2	-	4	2	2	50%	7th

Final
 SURREY PARK 2
 MALVERN 'BLACK' 5
 WINNER:-
 MALVERN 'BLACK'

30-5-56

Lacrosse

By BODYCHECK

There is concern in lacrosse circles at the delay in announcing the ALC carnival training squad.

Victoria holds the Garland McHarg Cup (symbol of the champion State), but we have been on the receiving end for the past two years in games against South Australia.

I cannot forget also the fright Western Australia gave us in the 1953 Adelaide Carnival, when we had to hang on desperately to win by a goal.

We have not played senior lacrosse against the West since then, but from reports the Swans are now pretty hot and itching to avenge their 1953 defeat.

So we should already have had a squad in hard training.

Up to 36 players could be chosen, so for goodness sake, selectors, let's get on with it. It's later than you think.

Main game next Saturday is between Williamstown and Caulfield at Williamstown.

Caulfield have shown improvement in recent games, and I think their greater experience will prevail over the selectors' somewhat disjointed zest.

University and Surrey Park, both well down the ladder, should stage an even contest at the Shop, with Surrey likely winners.

At High School Oval, MHSOB look too strong for MCC, and Coburg look certain to take a further four points at Malvern Reds' expense at Malvern CG.

14-6-56

VIC. LACROSSE TRAINING SQUAD WEAKENED

By F. J. GRAF

Several withdrawals from the training squad announced last week will mean Victoria will not be at full strength for the lacrosse carnival in Perth in August.

Garnet Trainor, one of last year's State players, can't make the trip.

His nine goals last Saturday showed the best form seen from any forward this season.

John Nielson, Noel Byatt, Ian Lowe and Don Lee are others who are not available.

Coach Alf Evans is also unable to assist the squad this season because of pressure of work.

Saturday's matches should be keenly fought with MHSOB meeting Coburg at Caulfield CG.

These two are second and third respectively on the ladder and there were only two goals between them in the first round.

Both have improved, but the High School back line seems to be the stronger. Malvern Black are at

home to Caulfield and if the latter can reproduce some of last week's form, they may worry the Blacks.

With greater drive and physical fitness across the centre, the Blacks will probably get more shots at goal.

MCC play University at Orong Park and appear too strong all round for the Students.

Williamstown, although they are making some team changes, should account for Surrey Park.

The draw, with likely winners in capitals is: MHSOB v. Coburg, at Caulfield CG.

MALVERN BLACK v. Caulfield, at Malvern CG.

MCC v. University, at Orong Park.

WILLIAMSTOWN v. Surrey Park, at Pearson Reserve.

31-5-56

LACROSSE FINANCES HEALTHIEST YET

By F. J. GRAF

The success of a recently-conducted financial venture has made the finances of the Victorian Amateur Lacrosse Association sounder than for many years.

This money should be placed in a separate fund for the sponsorship of new clubs or for juniors. A special committee, with power to allocate sums from the fund to new clubs, should be formed now.

Some moves have been made already and new district clubs from Oakleigh, Bentleigh, Heidelberg and Sunshine may be seen next season.

Saturday's main game should be at Williamstown, where the locals meet Caulfield.

Although the standard shown by both sides this year has been disappointing, they are evenly matched. The backlines of both teams are solid and steady but Caulfield, with the Trainor brothers and Woodbridge, appear

have greater penetrating power on their forward line.

Coburg, who are capitalising on mistakes made by weak backlines, should score heavily against Malvern Red. However, they do not adopt any sound tactical moves on their own forward line.

MHSOB, playing sound rather than brilliant lacrosse, should beat MCC.

University and Surrey Park do not appear capable of producing sparkling lacrosse and the result of their match could be anyone's guess.

The draw, with likely winners in capitals, is: MHSOB v. MCC, at Malvern CG.

University v. SURREY PARK, at University; Williamstown v. CAULFIELD, at Pearson Reserve; Malvern Red v. COBURG, at Malvern CG.

18-7-56

State Team for Lacrosse

The Victorian selectors last night announced the following team to play in the Australian lacrosse carnival in Perth from August 4-11:—

J. Heathcote (M.H.S.O.B.), capt.; M. Jeffrey (Malvern), vice-capt.; M. Kinderman, A. Pictou, D. Traynor, D. Inlatch, A. Woodbridge (Caulfield), R. Sloggett, I. Mountford, T. Campbell (Malvern), D. Stapleton (Coburg), D. Deacon, D. Morr, I. Jewitt (Williamstown), S. Jessup (M.H.S.O.B.). Emer.: N. O'Brien (Coburg).

The coach is Mr. A. Evans and the manager Mr. E. Seith. The team will leave for Perth on July 31.

Williamstown, which has lost its last two games, must defeat MCC to keep its final prospects alive in the main pennant game on Saturday.

Close Game

Although its forwards are not playing well, Williamstown should carry enough strength to win what should be a close game.

In other games, Coburg looks too strong for Surrey Park. Malvern Blacks should be untroubled to beat University and M.H.S.O.B. is likely to defeat Malvern Reds.

Saturday's draw is:— Coburg v. Surrey Park, McDonald Reserve, Coburg; MCC v. Williamstown, Orong Park, Toorak; University v. Malvern Blacks, University; Malvern Reds v. M.H.S.O.B., Malvern Cricket Ground; Caulfield, bye.

18-7-56

Youth key factor in State lacrosse side

By J. M. DOBBIE

YOUTH, especially on the centre and forward lines, is the keynote of the Victorian team to play in the Australian Lacrosse Carnival at Perth on August 4 and 11.

The team, announced rather belatedly yesterday, will have little chance of practice before the carnival.

Although the team includes several experienced men, some of the State's most experienced players were not available.

While the back line seems fairly solid the at-

tack division is very doubtful. The team is:—M. Kinderman (Cob.) J. Heathcote (M.H.S.O.B.), capt.; A. Pictou (Caul.), R. Sloggett (Malv.), D. Inlatch (Caul.), D. Stapleton (Cob.), N. Jeffrey (M.H.S.O.B.), vice-capt.; D. Traynor (Caul.), D. Morr (Will.), D. Deacon (Will.), I. Mountford (Malv.), A. Woodbridge (Caul.), T. Campbell (Malv.), S. Jessup (M.H.S.O.B.), D. Jewitt (Will.), A. Evans (Malv.), coach; Ern Seith, manager.

9-8-56

Lacrosse win to Victoria

PERTH, Sun. — In a brilliant effort seconds before the final bell, Victoria defeated West Australia by six goals to five. The winning goal, by I. Mountford, was Victoria's only score in the second half. At half-time Victoria led by four goals to two, but after the interval W.A. was in control.

Three-quarter time scores were five-all.

Scorers.—Vic: I. Mountford 4, D. Trainer 2. Victoria's best: Mountford, Trainer and Heathcote.

11-8-56

Victorians surprise in lacrosse

By F. J. GRAF

With what the critics considered was a weak team, Victoria confounded the experts by defeating South Australia in the Perth Carnival this week by 13 goals to 11.

SA fielded practically the same team which beat Victoria in 1954 and 1955 using the very powerful forward combination of Alan Gandy and Ross Keen.

These two scored 14 out of 21 goals when SA beat WA last Saturday by 21 to 8.

It now remains for Victorians to defeat WA on Saturday to retain the Garland McHarg Cup.

This may not be so easy as WA plays a style of fast, vigorous lacrosse rarely played here.

"4" SETTLED

There is little interest in this week's club games as the final four is now settled — Malvern Black, MHSOB, Caulfield and Williamstown in that order.

The best match should be at Malvern, where Malvern Red play Williamstown.

The Reds' enthusiastic younger players have improved tremendously and might have too much speed.

The fixtures, with probable winners in capitals, are: MHSOB v University at Melbourne High School; MCC v CAULFIELD, at Orrong Park; Surrey Park v MALVERN BLACK, at Highfield Park; Malvern Red v WILLIAMSTOWN, at Malvern Cricket Ground.

13-8-56

Victoria for lacrosse cup

By J. M. DOBBIE

VICTORIA has only to defeat or draw with W.A. to hold the Garland McHarg Cup for another three years at the Australian lacrosse carnival in Perth today. It should be able to do this.

After its surprising win on Wednesday against the S.A. side, the Victorians must be favored to win again.

Victoria is fielding a powerful defence line, but its centre and forward lines cannot be claimed to be the best the State can produce.

Victoria's forward line is light, young and inexperienced. It will be opposed by the usually heavy checking W.A. back line.

Today's round of local lacrosse is the last before the semi-finals next week.

Games, with likely winners in capitals, are:—

MHSOB v University, at Melb. High School; MCC v CAULFIELD, at Orrong Park; Surrey Park v MALVERN BLACK, at Highfield Park; Malvern Red v WILLIAMSTOWN, at Malvern G. Ground.

27-8-56

Backs clinch Old Boys' lacrosse win

By J. M. DOBBIE

HIGH SCHOOL Old Boys were too strong in defence for Caulfield in the A section lacrosse final on Saturday and they won in convincing manner.

The Old Boys' forwards overran the Caulfield defence to score seven goals to one in the first quarter.

Caulfield fought back well to reduce the margin to only two goals at three-quarter-time.

Old Boys opened up the final term at a fast pace and the Caulfield back line eventually cracked.

MHSOB, 12 (Thompson 3, Jessup 2, Lee 3, Thurgood 2, Wykes 1), beat Millard, Wykes, Heathcote, d. Caulfield 8 (Humphreys 4, G. Trainer 2, D. Trainer, Woodbridge, best, Humphreys, Kinderman, Tomlinson).

B Section, Camb.-Olen 11, Malvern 11 d. Under 16 Section, Williamstown Blue 14 d. Caulfield 11, Williamstown Gold 24, d. Coburg 5.



LACROSSE-PLAYING LATHAM (centre, seated), from a group of the University Collegians, B premiers, 1899. Others are: Back, left to right, Professor Harvey Sutton, P. Brett; Sir John Newman-Morris; seated, left, B. Hedderwick; bottom, A. G. Murray.

3-9-56

Malvern's double in lacrosse

MALVERN Lacrosse Club won two premierships — A section and under 14 — on Saturday.

Caulfield won B section, with Williamstown under 16 section winners.

Malvern has won 27 senior premierships over the past 32 years.

Its senior team, Malvern Blacks, has not been beaten since 1952.

A Section. — Grand final: Malvern Black 9 (W. Daw 4, Mountford 2, Campbell 2, Hoyle 1), best: Sloggett, W. Daw, Addison, J. Daw) d. MHSOB 6 (Wykes 2, Millard 2, Lee 1, Thompson 1, best: Heathcote, Pepperill, Millard).

B Section. — Grand final: Caulfield Gold 17 d. Malvern Black 9. Under 16. — Grand final: Williamstown Gold 13 d. Williamstown Blue 10.

Under 14. — Grand final: Malvern 5 d. Williamstown 4.